

INDUSTRIAL VACUUM COMPONENTS

TUBING, BENDS, FITTINGS & COUPLINGS



H-P Products, Inc. is certified to ISO 9001: 2000

When Ordering,
Please Specify
Type of Material:

- Carbon
- Stainless
- Aluminum
- Galvanized Steel

INDEX

SERVICES 2-3

TUBING 4

STANDARD ELBOWS & BENDS

Bending Capabilities 5

Standard Radius Elbows 6

Short Radius Elbows 6

Standard Long Radius Bends ... 7

FITTINGS

Standard 90° TY's 8-9

Standard 45° YL's 10-11

Standard Double Y's 12

Standard Reducing Couplings..... 13

Standard Adapters 14-16

METHODS OF JOINING

Slip Couplings 17

Shrink Sleeves..... 17

Wrapped Sleeves..... 17

Instalok™ Couplings 18-19

METFLO® Compression
Couplings..... 20-21

Slip Welding Rings..... 22

Tube Hangers, Plugs, Nipples..... 22

ACCESSORIES

Inlet Valves & Accessories 23

Escutcheon Plates 23

Floor Valves & Accessories..... 24

Installation Components ... 25-27

H-P Products, Inc., an ISO 9001: 2000 Certified Company, is a leading supplier of tubular components for industrial vacuum systems.

TUBING

Our standard catalog items include tube sizes from 2-1/8" through 14" OD in Carbon, Stainless, Aluminum and Galvanized Steel. 1-1/2" and 2" OD are available upon request.

Tube Dimensions			
16 Gauge	=	.065"	
14 Gauge	=	.083"	
12 Gauge	=	.109"	
11 Gauge	=	.120"	

CATALOG PART VARIATIONS

If our standard items don't meet your specific needs, visit our web site at www.metflo.com or contact us at 800.860.TUBE (8823) to request a quote. Custom tube fabrications are available to meet your exact specifications.

DELIVERY

Fast delivery is available on a wide selection of in-stock METFLO® Tubing, Bends, Couplings, Fittings and Installation Components. We'll also make every effort to meet emergency requirements for non-stock items.

PRICING

All prices are FOB factory, Louisville, Ohio
Terms: Net 30 days
Prices are in U.S. dollars

Prices and specifications are subject to change without notice, and without obligation. All material is invoiced at the price in effect at time of shipment. All prices and discounts are based on one shipment to one destination. Please see current price list for pricing.

NOTE

Specifications subject to change without notice, without incurring any obligation on our part.

ISO 9001 CERTIFIED

H-P Products, Inc. is ISO 9001: 2000 Certified! This accomplishment was achieved after a two-year planning and implementation process to assure that our customers receive the highest quality products and service possible. ISO-9001: 2000 defines the correct and proper operation of a company in all aspects of quality, from sales to manufacturing and service. An accredited, third party assessor audited H-P Products to verify compliance with all documented procedures. H-P Products is in select company with few other central vacuum system manufacturers and fabricated air systems tubing suppliers with ISO certification.

When Ordering,
Please Specify
Type of Material:

- Carbon
- Stainless
- Aluminum
- Galvanized Steel

DUCT COMPONENTS

As a subset to our industrial vacuum line, the Duct Components product line offers rolled lip duct from 3" to 22" and flanged duct from 3" to 48". The duct component line is ideal for dust, trim, fume, and waste removal applications. See our METFLO Duct Components catalog for further details.

PORCELAIN LINING *for conveying moderately abrasive materials*

This finish is a glassy composition that is fused to metal and is one of the hardest finishes for resisting abrasion. It also resists corrosive attacks from atmospheric pollution and extreme weather and temperature conditions. It extends the service life and is easily cleaned, reducing labor costs and simplifying maintenance.

This coating is available in single thickness (4 to 7 thousandths) and double thickness (8 to 12 thousandths) and have an average hardness of 6 to 7 in accordance with Moh's scale of hardness. The Moh's scale rates diamonds as the hardest at 10.


Porcelain enamel can be applied to any carbon or stainless metal fabrication configuration. Maximum straight length is 12 feet.

CERAMIC COATING *for conveying highly abrasive materials*

This coating, available on most catalog items, is designed for aggressive industrial environments where abrasive materials wear out parts quickly. Our ceramic coating will save money by reducing material loss, production delays, clean-up expense, labor costs and parts replacement costs.

Our compound contains a dense mixture of ceramic and silicon carbide beads providing maximum resistance to erosion from high velocity or moderate-size particles.

It is applied to the outside of the tube, once the interior of the part has worn through, the abrasion is transferred to the ceramic compound. This compound has an average hardness of 9 according to the Moh's scale of hardness. The Moh's scale rates diamonds as the hardest at 10.



Porcelain Lining



Ceramic Coating

WEB SITE -
WWW.METFLO.COM

Launch into cyberspace with the H-P web site. Visit www.metflo.com to access our entire product listing.

Can't find what you're looking for? Our web site allows you to request a quote for custom tailored parts.



When Ordering,
Please Specify
Type of Material:

- Carbon
- Stainless
- Aluminum
- Galvanized Steel

Standard Tubing

- 2-1/8" through 14" OD
- Wall Thickness: 16, 14, 12, 11 Gauge
- Materials: Carbon, Stainless, Aluminum, Galvanized Steel

• WE ARE CAPABLE OF PROVIDING 1-1/2" - 14" OD

OD	GAUGE	NOMINAL WALL THICKNESS	CARBON	GALVANIZED STEEL	STAINLESS	ALUMINUM
2-1/8"	16	0.065"	16WT212C	16WT212Z	16WT212S	16ST212A
2-1/8"	11	0.120"	11WT212C	11WT212Z*	11WT212S	11ST212A
2-1/2"	16	0.065"	16WT250C	16WT250Z	16WT250S	16ST250A
2-1/2"	11	0.120"	11WT250C	11WT250Z*	11WT250S	11ST250A
3"	16	0.065"	16WT300C	16WT300Z	16WT300S	16ST300A
3"	11	0.120"	11WT300C	11WT300Z	11WT300S	11ST300A
3-1/2"	16	0.065"	16WT350C	16WT350Z	16WT350S	16ST350A
3-1/2"	11	0.120"	11WT350C	11WT350Z*	10WP300S	11ST350A
4"	16	0.065"	16WT400C	16WT400Z	16WT400S	16ST400A
4"	11	0.120"	11WT400C	11WT400Z	10WP350S	11ST400A
5"	14	0.083"	14WT500C	14WT500Z	14WT500S	14ST500A
5"	11	0.120"	11WT500C	11WT500Z	11WT500S	11ST500A
6"	14	0.083"	14WT600C	14WT600Z	14WT600S	14ST600A
6"	11	0.120"	11WT600C	11WT600Z	11WT600S	11ST600A
8"	14	0.083"	14WT800C	14WT800Z	14WT800S	14ST800A
8"	11	0.120"	11WT800C	11WT800Z	11WT800S	11ST800A
10"	12	0.109"	12WT1000C	12WT1000Z	12WT1000S	12ST1000A†
12"	12	0.109"	12WT1200C	12WT1200Z	12WT1200S	12ST1200A†
14"	12	0.109"	12WT1400C	12WT1400Z	**	**

• OUR STANDARD STOCK (UNLESS NOTED) IS 20 FT. LENGTHS, BUT WE WILL CUT TO YOUR SPECIFICATIONS
* 10 FT. LENGTHS
** QUOTATION BASIS
† 13 GAUGE

KEY
OD = Outside Diameter
GALV = Galvanized
All reference dimensions are nominal.

Can't Find What You Need? Call Us!
Catalog Part Variations Available Upon Request.

When Ordering,
Please Specify
Type of Material:

- Carbon
- Stainless
- Aluminum
- Galvanized Steel

Standard Specifications

- Inventories include a wide range of parts:
 - Standard Elbows (2-1/2" times OD)
 - Short Radius Elbows (1-1/2" times OD)
 - Long Radius Bends (over 2-1/2" times OD)
- Smooth, wrinkle free elbows
- Wall Thicknesses: 16, 14, 12, (11 Gauge Available in Straight Ends Only)
- (2-1/8" to 4" OD = 16 Gauge) (5" to 8" OD = 14 Gauge) (10" to 14" OD = 12 Gauge)
- Materials: Carbon, Stainless, Aluminum, Galvanized Steel

Tube Bending Capabilities

OD (IN.)	CENTER LINE RADIUS (IN.)	GAUGE	WALL THICKNESS (IN.)
1-1/2	1-3/4, 2-1/2, 3, 3-1/4, 4, 6, 7-1/2, 9, 12, 15, 18, 24, 30, 36	11, 14, 16, 18	.120, .083, .065, .049
1-5/8	2-1/8, 2-1/2	16	.065
1-3/4	2-1/2, 3, 4, 4-1/2, 6, 8, 9, 12, 15, 18, 24, 30, 36	11, 14, 16	.120, .083, .065
2	2, 2-1/2, 3, 3-1/2, 4, 5, 6, 8, 9, 12, 15, 18, 24, 30, 36, 48	11, 14, 16, 18, 20	.120, .083, .065, .049, .035
2-1/8	2-7/8, 3-1/2, 4-1/4, 5, 20, 24, 36	11, 16	.120, .065
2-1/4	2-1/2, 4, 5-1/2, 8, 9, 12, 15, 18, 24, 30, 36, 42	11, 14, 16, 18, 20	.120, .083, .065, .049, .035
2-3/8	2-3/8, 6, 8, 12, 18, 24, 30, 36, 48	16, 18	.065, .049
2-1/2	2-1/2, 3, 3-1/4, 3-3/4, 4, 5, 6, 9, 12, 15, 18, 24, 30, 36, 48	11, 14, 16	.120, .083, .065
2-3/4	2-3/4, 3-7/8, 15, 24, 30	11, 14, 16, 18	.120, .083, .065, .049
2-7/8	9, 10, 10-1/2, 12, 24, 30, 36, 48, 60	15, 16	.072, .065
3	3, 4-1/2, 6, 7-1/2, 9, 12, 15, 18, 24, 30, 36, 38, 48, 60	11, 12, 13, 14, 16, 18	.120, .109, .095, .083, .065, .049
3-1/8	6	16	.065
3-1/2	4, 5, 6, 7-1/2, 8, 8-3/4, 9, 12, 13, 15, 18, 24, 30, 36, 48, 60	11, 14, 16, 18	.120, .083, .065, .049
4	4, 6, 8, 9, 10, 12, 18, 24, 30, 36, 48, 60	11, 14, 16, 18	.120, .083, .065, .049
4-1/4	60	11, 14	.120, .083
4-1/2	9, 12, 16, 20, 24, 30, 36, 48, 60	11, 14, 16	.120, .083, .065
5	5, 5-1/2, 7-1/2, 12-1/2, 18, 24, 30, 36, 48, 60, 72	11, 14, 16	.120, .083, .065
6	7, 9, 15, 24, 30, 36, 48, 60, 72	11, 14, 16	.120, .083, .065
8	12, 20, 32, 48, 60, 72	11, 14	.120, .083
10	20, 32, 48	12	.109

Pipe Bending Capabilities

NPS (INCHES)	OD (INCHES)	CENTER LINE RADIUS (INCHES)	SCHEDULE (INCHES)				
			5	10	40	80	OTHER
1-1/4	1.660	5, 12, 18	-	-	.140	-	-
1-1/2	1.900	6, 9, 12, 18, 36	-	-	.145	-	.200
2	2.375	2-3/8, 6, 8, 12, 18, 24, 30, 36, 48	.065	.109	.154	.218	.218
2-1/2	2.875	9, 10, 10-1/2, 12, 24, 30, 36, 48, 60	.083	.120	.203	.276	-
3	3.500	4, 5, 6, 7-1/2, 8, 8-3/4, 9, 12, 13, 15, 18, 24, 30, 32, 36, 48, 60	.083	.120	.216	.300	.188
3-1/2	4.000	4, 6, 8, 9, 10, 12, 18, 24, 30, 32, 36, 48, 60	.083	.120	-	.300	-
4	4.500	9, 12, 16, 18, 20, 24, 30, 32, 36, 48, 60	.083	.120	.237	.337	.188, .337
5	5.563	24, 30, 36, 48, 60, 72	-	.134	.258	.375	-
6	6.625	24, 30, 36, 48, 60, 72	-	.134	.280	.432	.188, .250
8	8.625	32, 48, 60, 72	-	.148	.322	-	.188, .250

KEY
OD = Outside Diameter
NPS = Nominal Pipe Size
All reference dimensions are nominal.

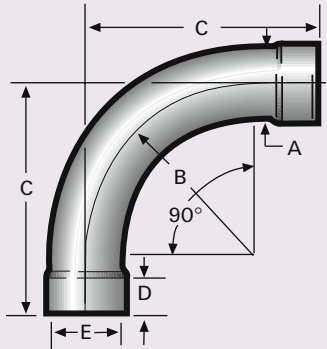


H-P Products, Inc. • 800.860.TUBE (8823)
Fax: 330.875.7155 • www.metflo.com

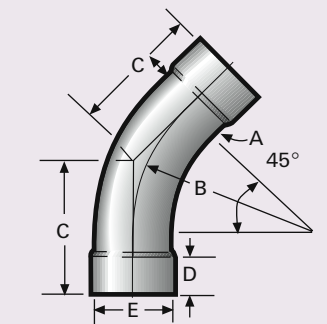
Standard Elbows & Bends

When Ordering,
Please Specify
Type of Material:

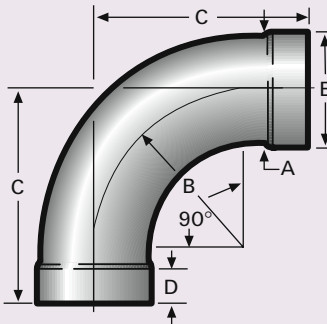
- Carbon
- Stainless
- Aluminum
- Galvanized Steel



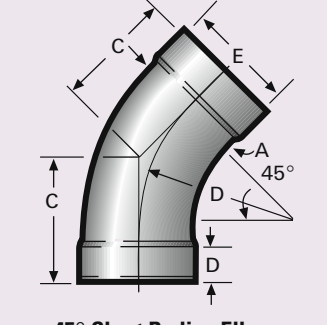
90° Standard Radius Elbow



45° Standard Radius Elbow



90° Short Radius Elbow



45° Short Radius Elbow

Standard Radius Elbows

- 30° AND 60° ELBOWS AVAILABLE
- 11 GAUGE ELBOWS AVAILABLE (STRAIGHT ENDS ONLY)
- EXPANDED ENDS STANDARD THROUGH 6" SIZE
- EXPANDED ONE END AVAILABLE
- STRAIGHT ENDS AVAILABLE ON ALL SIZES BY REQUEST

A (OD)	B (CLR)	GAUGE	TAN.	C	90° PART NO.	C	45° PART NO.
2-1/8"	5"	16	2"	7"	EL-212	4-1/16"	EL-211
2-1/2"	6"	16	2"	8"	EL-252	4-1/2"	EL-251
3"	7-1/2"	16	2"	9-1/2"	EL-302	5-1/8"	EL-301
3-1/2"	8-3/4"	16	2"	10-3/4"	EL-352	5-5/8"	EL-351
4"	10"	16	2"	12"	EL-402	6-1/8"	EL-401
5"	12-1/2"	14	2-5/8"	15-1/8"	EL-502	7-13/16"	EL-501
6"	15"	14	3-1/4"	18-1/4"	EL-602	9-7/16"	EL-601
8"	20"	14	4-1/4"	24-1/4"	EL-802	12-9/16"	EL-801
10"	32"	12	15"	47"	EL-1002*	28-1/4"	EL-1001*
12"	36"	12	6-1/4"	42-1/4"	EL-1202**	21-5/32"	EL-1201**
14"	36"	12	7-1/4"	43-1/4"	EL-1402**	22-5/32"	EL-1401**

- EXPANSION DEPTH FOR STANDARD AND SHORT RADIUS ELBOWS: 1-3/8" THROUGH 4" OD AND 1-5/8" FOR 5" AND 6" OD
- STAINLESS PARTS (10" OR LARGER OD) ARE SEGMENTED
- * STAINLESS PARTS ARE SEGMENTED
- ** SEGMENTED

Short Radius Elbows

- 30° AND 60° ELBOWS AVAILABLE
- 11 GAUGE ELBOWS AVAILABLE (STRAIGHT ENDS ONLY)
- EXPANDED ENDS STANDARD THROUGH 6" SIZE
- EXPANDED ONE END AVAILABLE
- STRAIGHT ENDS AVAILABLE ON ALL SIZES BY REQUEST

A (OD)	B (CLR)	GAUGE	TAN.	C	90° PART NO.	C	45° PART NO.
2-1/8"	3-1/2"	16	2"	5-1/2"	SR-212	3-7/16"	SR-211
2-1/2"	4"	16	2"	6"	SR-252	3-21/32"	SR-251
3"	4-1/2"	16	2"	6-1/2"	SR-342	3-7/8"	SR-341
3-1/2"	5"	16	2"	7"	SR-352	4-1/16"	SR-351
4"	6"	16	2"	8"	SR-442	4-1/2"	SR-441
5"	7-1/2"	14	2-5/8"	10-1/8"	SR-542	5-23/32"	SR-541
6"	9"	14	3-1/4"	12-1/4"	SR-642	6-31/32"	SR-641
8"	12"	14	4-1/4"	16-1/4"	SR-842	9-7/32"	SR-841

- EXPANSION DEPTH FOR STANDARD AND SHORT RADIUS ELBOWS: 1-3/8" THROUGH 4" OD AND 1-5/8" FOR 5" AND 6" OD

OD = Outside Diameter
CLR = Center Line Radius
TAN = Tangent Length
D = Expansion Depth 1-3/8" through 4" OD, 1-5/8" for 5" and 6" OD
E = Inside Diameter (ID) = A Outside Diameter (OD)
All reference dimensions are nominal.

KEY

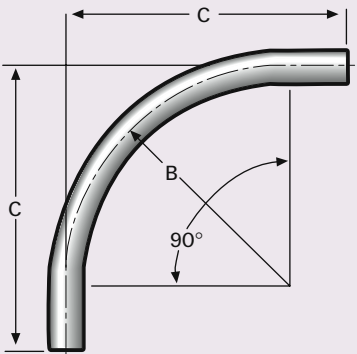
Can't Find What You Need? Call Us!
Catalog Part Variations Available Upon Request.

See price guide for stocking status

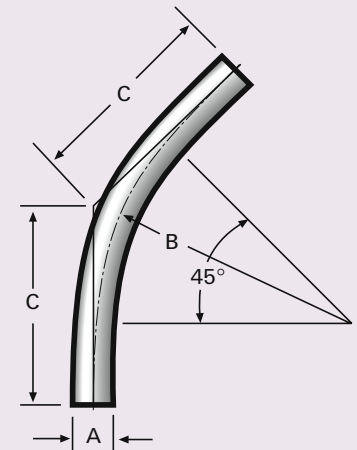
Standard Elbows & Bends

When Ordering,
Please Specify
Type of Material:

- Carbon
- Stainless
- Aluminum
- Galvanized Steel



90° Long Radius Bend



45° Long Radius Bend

KEY
OD = Outside Diameter
CLR = Center Line Radius
C = Center to end
All reference dimensions are nominal.

Standard Long Radius Bends

- EXPANDED ENDS AVAILABLE UPON REQUEST, EXCEPT ON 8" AND 10" BENDS & ALL 11 GAUGE BENDS

A (OD)	B (CLR)	GAUGE	C	90° PART NO.	C	45° PART NO.
2-1/8"	24"	16	30"	16-212242	15-15/16"	16-212241
2-1/8"	24"	11	30"	11-212242	15-15/16"	11-212241
2-1/8"	36"	16	42"	16-212362	20-15/16"	16-212361
2-1/8"	36"	11	42"	11-212362	20-15/16"	11-212361
2-1/2"	24"	16	30"	16-250242	15-15/16"	16-250241
2-1/2"	24"	11	30"	11-250242	15-15/16"	11-250241
2-1/2"	36"	16	42"	16-250362	20-15/16"	16-250361
2-1/2"	36"	11	42"	11-250362	20-15/16"	11-250361
3"	24"	16	30"	16-300242	15-15/16"	16-300241
3"	24"	11	30"	11-300242	15-15/16"	11-300241
3"	30"	16	36"	16-300302	18-7/16"	16-300301
3"	30"	11	36"	11-300302	18-7/16"	11-300301
3"	36"	16	42"	16-300362	20-15/16"	16-300361
3"	36"	11	42"	11-300362	20-15/16"	11-300361
3"	38"	16	44"	16-300382	21-3/4"	16-300381
3"	38"	11	44"	11-300382	21-3/4"	11-300381
3"	48"	16	54"	16-300482	25-7/8"	16-300481
3"	48"	11	54"	11-300482	25-7/8"	11-300481
3-1/2"	30"	16	37"	16-350302	19-7/16"	16-350301
3-1/2"	30"	11	37"	11-350302	19-7/16"	11-350301
3-1/2"	36"	16	43"	16-350362	21-15/16"	16-350361
3-1/2"	36"	11	43"	11-350362	21-15/16"	11-350361
3-1/2"	48"	16	55"	16-350482	26-7/8"	16-350481
3-1/2"	48"	11	55"	11-350482	26-7/8"	11-350481
4"	24"	16	32"	16-400242	17-15/16"	16-400241
4"	24"	11	32"	11-400242	17-15/16"	11-400241
4"	30"	16	38"	16-400302	20-7/16"	16-400301
4"	30"	11	38"	11-400302	20-7/16"	11-400301
4"	36"	16	44"	16-400362	22-15/16"	16-400361
4"	36"	11	44"	11-400362	22-15/16"	11-400361
4"	48"	16	56"	16-400482	27-7/8"	16-400481
4"	48"	11	56"	11-400482	27-7/8"	11-400481
4"	60"	16	68"	16-400602	32-7/8"	16-400601
4"	60"	11	68"	11-400602	32-7/8"	11-400601
5"	30"	14	40"	14-500302	22-7/16"	14-500301
5"	30"	11	40"	11-500302	22-7/16"	11-500301
5"	48"	14	58"	14-500482	29-7/8"	14-500481
5"	48"	11	58"	11-500482	29-7/8"	11-500481
6"	30"	14	42"	14-600302	24-7/16"	14-600301
6"	30"	11	42"	11-600302	24-7/16"	11-600301
6"	48"	14	60"	14-600482	31-7/8"	14-600481
6"	48"	11	60"	11-600482	31-7/8"	11-600481
6"	60"	14	72"	14-600602	36-7/8"	14-600601
6"	60"	11	72"	11-600602	36-7/8"	11-600601
8"	32"	14	48"	14-800322	25-1/4"	14-800321
8"	32"	11	48"	11-800322	25-1/4"	11-800321
8"	48"	14	64"	14-800482	31-7/8"	14-800481
8"	48"	11	64"	11-800482	31-7/8"	11-800481
10"	48"	12	70"	12-1000482*	41-7/8"	12-1000481*

- NOMINAL STANDARD TANGENT IS TWO TIMES TUBE OD, 6" MINIMUM
- ALL STANDARD BENDS HAVE STRAIGHT ENDS
- NOMINAL STANDARD TANGENT FOR 10" BEND IS 22"
- * STAINLESS PARTS ARE SEGMENTED

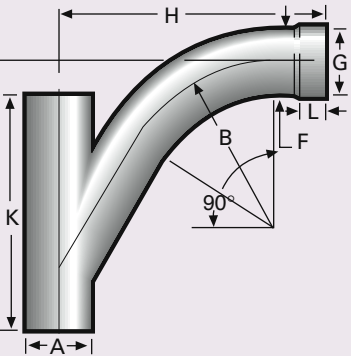
H-P Products, Inc. • 800.860.TUBE (8823)
Fax: 330.875.7155 • www.metflo.com



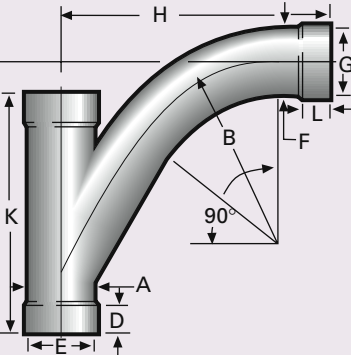
Fittings

When Ordering,
Please Specify
Type of Material:

- Carbon
- Stainless
- Aluminum
- Galvanized Steel



90° TY
(one end expanded)



90° TY
(three ends expanded)

KEY

OD = Outside Diameter
D = Expansion Depth 1-3/8" through 4" OD, 1-5/8" for 5" and 6" OD
A = Outside Diameter (OD) = E Inside Diameter (ID)
F = Outside Diameter (OD) = G Inside Diameter (ID)
L = Expansion Depth 1-3/8" through 4" OD, 1-5/8" for 5" and 6" OD
All reference dimensions are nominal.

Standard 90° TY's

- 2-1/8" through 14" OD
- Wall Thickness: 16, 14, 12, (11 Gauge Available in Straight Ends Only)
- (16 Gauge: 2-1/8" to 4" OD) (14 Gauge: 5" to 8" OD) (12 Gauge: 10" to 14" OD)
- Materials: Carbon, Stainless, Aluminum, Galvanized Steel

- 11 GAUGE TY'S AVAILABLE (STRAIGHT ENDS ONLY)
- STRAIGHT AND EXPANDED COMBINATIONS AVAILABLE
- STRAIGHT ENDS AVAILABLE ON ALL SIZES BY REQUEST

SIZE	GAUGE	A (OD)	B	C	F (OD)	H	K	PART NO.
2-1/8"	16	2-1/8"	5"	9-5/32"	2-1/8"	8-13/16"	9-1/2"	TY-215
2-1/2" x 2-1/8"	16	2-1/2"	5"	9-11/32"	2-1/8"	9"	10"	TY-255
2-1/2"	16	2-1/2"	6"	10-1/2"	2-1/2"	10-1/32"	10"	TY-256
3" x 2-1/8"	16	3"	5"	9-19/32"	2-1/8"	9-1/4"	10-1/2"	TY-305
3" x 2-1/2"	16	3"	6"	10-3/4"	2-1/2"	10-9/32"	10-1/2"	TY-306
3"	16	3"	7-1/2"	12-3/8"	3"	11-25/32"	11-1/2"	TY-307
3-1/2" x 2-1/8"	16	3-1/2"	5"	9-27/32"	2-1/8"	9-1/2"	11"	TY-355
3-1/2" x 2-1/2"	16	3-1/2"	6"	11"	2-1/2"	10-17/32"	11"	TY-356
3-1/2" x 3"	16	3-1/2"	7-1/2"	12-5/8"	3"	12-1/32"	13"	TY-357
3-1/2"	16	3-1/2"	8-3/4"	14-1/8"	3-1/2"	13-11/32"	13"	TY-358
4" x 2-1/8"	16	4"	5"	10-3/32"	2-1/8"	9-3/4"	12"	TY-405
4" x 2-1/2"	16	4"	6"	11-1/4"	2-1/2"	10-25/32"	12"	TY-406
4" x 3"	16	4"	7-1/2"	12-7/8"	3"	12-9/32"	12"	TY-407
4" x 3-1/2"	16	4"	8-3/4"	14-3/8"	3-1/2"	13-19/32"	14"	TY-408
4"	16	4"	10"	15-7/8"	4"	14-29/32"	14"	TY-409
5" x 2-1/8"	14	5"	5"	10-19/32"	2-1/8"	10-1/4"	13"	TY-505
5" x 2-1/2"	14	5"	6"	11-3/4"	2-1/2"	11-9/32"	13"	TY-506
5" x 3"	14	5"	7-1/2"	13-3/8"	3"	12-25/32"	15-1/2"	TY-507
5" x 3-1/2"	14	5"	8-3/4"	14-7/8"	3-1/2"	14-3/32"	15-1/2"	TY-508
5" x 4"	14	5"	10"	16-3/8"	4"	15-13/32"	15-1/2"	TY-509
5"	14	5"	12-1/2"	19-3/8"	5"	18-5/8"	18-1/2"	TY-515
6" x 2-1/8"	14	6"	5"	11-3/32"	2-1/8"	10-3/4"	15"	TY-605
6" x 2-1/2"	14	6"	6"	12-1/4"	2-1/2"	11-25/32"	15"	TY-606
6" x 3"	14	6"	7-1/2"	13-7/8"	3"	13-9/32"	15"	TY-607
6" x 3-1/2"	14	6"	8-3/4"	15-3/8"	3-1/2"	14-19/32"	17"	TY-608
6" x 4"	14	6"	10"	16-7/8"	4"	15-29/32"	17"	TY-609
6" x 5"	14	6"	12-1/2"	19-7/8"	5"	19-1/8"	21"	TY-614
6"	14	6"	15"	22-7/8"	6"	22-11/32"	21"	TY-615
8" x 2-1/8"	14	8"	5"	12-3/32"	2-1/8"	11-3/4"	18"	TY-805
8" x 2-1/2"	14	8"	6"	13-1/4"	2-1/2"	12-25/32"	18"	TY-806
8" x 3"	14	8"	7-1/2"	14-7/8"	3"	14-9/32"	18"	TY-807
8" x 3-1/2"	14	8"	8-3/4"	16-3/8"	3-1/2"	15-19/32"	21"	TY-808
8" x 4"	14	8"	10"	17-7/8"	4"	16-29/32"	21"	TY-809
8" x 5"	14	8"	12-1/2"	20-7/8"	5"	20-1/8"	24"	TY-814
8" x 6"	14	8"	15"	23-7/8"	6"	23-11/32"	24"	TY-815
8"	14	8"	20"	29-7/8"	8"	29-17/32"	29"	TY-816
10" x 2-1/8"	12	10"	5"	13-3/32"	2-1/8"	12-3/4"	21"	TY-1005

- EXPANDED ENDS STANDARD THROUGH 6" SIZE
- * SEGMENTED

See price guide for stocking status

Standard 90° TY's - cont.

- 11 GAUGE TY'S AVAILABLE (STRAIGHT ENDS ONLY)
- STRAIGHT AND EXPANDED COMBINATIONS AVAILABLE
- STRAIGHT ENDS AVAILABLE ON ALL SIZES BY REQUEST

SIZE	GAUGE	A (OD)	B	C	F (OD)	H	K	PART NO.
10" x 2-1/2"	12	10"	6"	14-1/4"	2-1/2"	13-25/32"	21"	TY-1006
10" x 3"	12	10"	7-1/2"	15-7/8"	3"	15-9/32"	21"	TY-1007
10" x 3-1/2"	12	10"	8-3/4"	17-3/8"	3-1/2"	16-17/32"	24"	TY-1008
10" x 4"	12	10"	10"	18-7/8"	4"	17-29/32"	24"	TY-1009
10" x 5"	12	10"	12-1/2"	21-7/8"	5"	21-1/8"	24"	TY-1014
10" x 6"	12	10"	15"	24-7/8"	6"	24-11/32"	28"	TY-1015
10" x 8"	12	10"	20"	30-7/8"	8"	30-17/32"	32"	TY-1016
10"	12	10"	32"	40-3/8"	10"	42-25/32"	36"	TY-1017
12" x 2-1/8"	12	12"	5"	14-3/32"	2-1/8"	13-3/4"	24"	TY-1205
12" x 2-1/2"	12	12"	6"	15-1/4"	2-1/2"	14-25/32"	24"	TY-1206
12" x 3"	12	12"	7-1/2"	16-7/8"	3"	16-9/32"	24"	TY-1207
12" x 3-1/2"	12	12"	8-3/4"	18-3/8"	3-1/2"	17-19/32"	27"	TY-1208
12" x 4"	12	12"	10"	19-7/8"	4"	18-29/32"	27"	TY-1209
12" x 5"	12	12"	12-1/2"	22-7/8"	5"	22-1/8"	27"	TY-1214
12" x 6"	12	12"	15"	25-7/8"	6"	25-11/32"	31"	TY-1215
12" x 8"	12	12"	20"	31-7/8"	8"	31-17/32"	35"	TY-1216
12" x 10"	12	12"	32"	41-3/8"	10"	43-25/32"	39"	TY-1217
12"	12	12"	36"*	46-7/8"	12"	49-1/8"	43"	TY-1218
14" x 8"	12	14"	20"	32-7/8"	8"	32-17/23"	38"	TY-1416
14" x 10"	12	14"	32"	42-3/8"	10"	44-25/32"	42"	TY-1417
14" x 12"	12	14"	36"*	47-7/8"	12"	50-1/8"	46"	TY-1418
14"	12	14"	36"*	51-3/8"	14"	50-3/4"	52"	TY-1419

- EXPANDED ENDS STANDARD THROUGH 6" SIZE
- * SEGMENTED

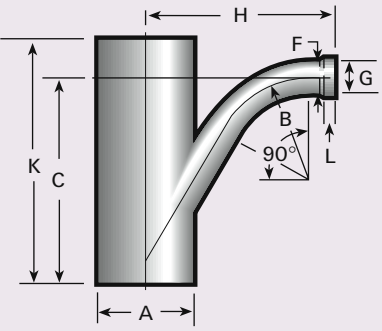
KEY

OD = Outside Diameter
F = Outside Diameter (OD) = G = Inside Diameter (ID)
L = Expansion Depth 1-3/8" through 4" OD, 1-5/8" for 5" and 6" OD
All reference dimensions are nominal.

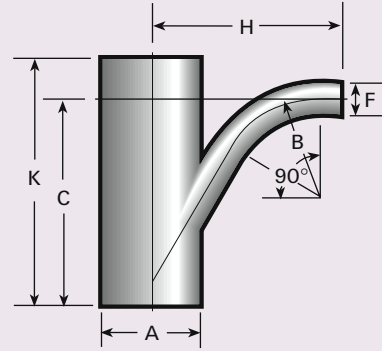
Fittings

When Ordering,
Please Specify
Type of Material:

- Carbon
- Stainless
- Aluminum
- Galvanized Steel



90° TY
(one end expanded)



90° TY
(straight ends)



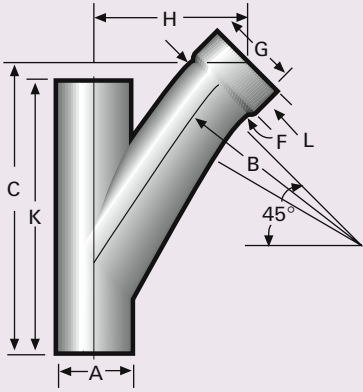
Can't Find What You Need? Call Us!
Catalog Part Variations Available Upon Request.

H-P Products, Inc. • 800.860.TUBE (8823)
Fax: 330.875.7155 • www.metflo.com

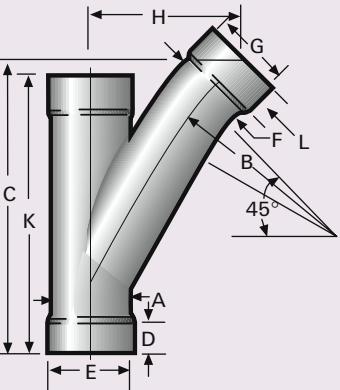
Fittings

When Ordering,
Please Specify
Type of Material:

- Carbon
- Stainless
- Aluminum
- Galvanized Steel



45° YL
(one end expanded)



45° YL
(three ends expanded)

OD = Outside Diameter
D = Expansion Depth 1-3/8" through 4" OD, 1-5/8" for 5" and 6" OD
A = Outside Diameter (OD) = E Inside Diameter (ID)
F = Outside Diameter (OD) = G Inside Diameter (ID)
L = Expansion Depth 1-3/8" through 4" OD, 1-5/8" for 5" and 6" OD
All reference dimensions are nominal.

Standard 45° YL's

- 2-1/8" through 14" OD
- Wall Thickness: 16, 14, 12, (11 Gauge Available in Straight Ends Only)
- (16 Gauge: 2-1/8" to 4" OD) (14 Gauge: 5" to 8" OD) (12 Gauge: 10" to 14" OD)
- Materials: Carbon, Stainless, Aluminum, Galvanized Steel

- 11 GAUGE YL'S AVAILABLE (STRAIGHT ENDS ONLY)
- STRAIGHT AND EXPANDED COMBINATIONS AVAILABLE
- STRAIGHT ENDS AVAILABLE ON ALL SIZES BY REQUEST

SIZE	GAUGE	A (OD)	B	C	F (OD)	H	K	PART NO.
2-1/8"	16	2-1/8"	5"	9-3/32"	2-1/8"	4-11/16"	9-1/2"	YL-2151
2-1/2" X 2-1/8"	16	2-1/2"	5"	9-9/32"	2-1/8"	4-7/8"	10"	YL-2551
2-1/2"	16	2-1/2"	6"	10-5/32"	2-1/2"	5-3/16"	10"	YL-2561
3" X 2-1/8"	16	3"	5"	9-17/32"	2-1/8"	5-1/8"	10-1/2"	YL-3051
3" X 2-1/2"	16	3"	6"	10-13/32"	2-1/2"	5-7/16"	10-1/2"	YL-3061
3"	16	3"	7-1/2"	11-19/32"	3"	5-29/32"	11-1/2"	YL-3071
3-1/2" X 2-1/8"	16	3-1/2"	5"	9-25/32"	2-1/8"	5-3/8"	11"	YL-3551
3-1/2" X 2-1/2"	16	3-1/2"	6"	10-21/32"	2-1/2"	5-11/16"	11"	YL-3561
3-1/2" X 3"	16	3-1/2"	7-1/2"	11-27/32"	3"	6-5/32"	13"	YL-3571
3-1/2"	16	3-1/2"	8-3/4"	12-31/32"	3-1/2"	6-9/16"	13"	YL-3581
4" X 2-1/8"	16	4"	5"	10-1/32"	2-1/8"	5-5/8"	12"	YL-4051
4" X 2-1/2"	16	4"	6"	10-29/32"	2-1/2"	5-15/16"	12"	YL-4061
4" X 3"	16	4"	7-1/2"	12-3/32"	3"	6-13/32"	12"	YL-4071
4" X 3-1/2"	16	4"	8-3/4"	13-7/32"	3-1/2"	6-13/16"	14"	YL-4081
4"	16	4"	10"	14-11/32"	4"	7-1/4"	14"	YL-4091
5" X 2-1/8"	14	5"	5"	10-17/32"	2-1/8"	6-1/8"	13"	YL-5051
5" X 2-1/2"	14	5"	6"	11-13/32"	2-1/2"	6-7/16"	13"	YL-5061
5" X 3"	14	5"	7-1/2"	12-19/32"	3"	6-29/32"	15-1/2"	YL-5071
5" X 3-1/2"	14	5"	8-3/4"	13-23/32"	3-1/2"	7-5/16"	15-1/2"	YL-5081
5" X 4"	14	5"	10"	14-27/32"	4"	7-3/4"	15-1/2"	YL-5091
5"	14	5"	12-1/2"	17-9/16"	5"	9"	18-1/2"	YL-5151
6" X 2-1/8"	14	6"	5"	11-1/32"	2-1/8"	6-5/8"	15"	YL-6051
6" X 2-1/2"	14	6"	6"	11-29/32"	2-1/2"	6-15/16"	15"	YL-6061
6" X 3"	14	6"	7-1/2"	13-3/32"	3"	7-13/32"	15"	YL-6071
6" X 3-1/2"	14	6"	8-3/4"	14-7/32"	3-1/2"	7-13/16"	17"	YL-6081
6" X 4"	14	6"	10"	15-11/32"	4"	8-1/4"	17"	YL-6091
6" X 5"	14	6"	12-1/2"	18-1/16"	5"	9-1/2"	21"	YL-6141
6"	14	6"	15"	20-25/32"	6"	10-25/32"	21"	YL-6151
8" X 2-1/8"	14	8"	5"	12-1/32"	2-1/8"	7-5/8"	18"	YL-8051
8" X 2-1/2"	14	8"	6"	12-29/32"	2-1/2"	7-15/16"	18"	YL-8061
8" X 3"	14	8"	7-1/2"	14-3/32"	3"	8-13/32"	18"	YL-8071
8" X 3-1/2"	14	8"	8-3/4"	15-7/32"	3-1/2"	8-13/16"	21"	YL-8081
8" X 4"	14	8"	10"	16-11/32"	4"	9-1/4"	21"	YL-8091
8" X 5"	14	8"	12-1/2"	19-1/16"	5"	10-1/2"	24"	YL-8141
8" X 6"	14	8"	15"	21-25/32"	6"	11-25/32"	24"	YL-8151
8"	14	8"	20"	27"	8"	14-5/32"	29"	YL-8161
10" X 2-1/8"	12	10"	5"	13-1/32"	2-1/8"	8-5/8"	21"	YL-10051

- EXPANDED ENDS STANDARD THROUGH 6" SIZE
- * SEGMENTED

See price guide for stocking status

Standard 45° YL's - cont.

- 11 GAUGE YL'S AVAILABLE (STRAIGHT ENDS ONLY)
- STRAIGHT AND EXPANDED COMBINATIONS AVAILABLE
- STRAIGHT ENDS AVAILABLE ON ALL SIZES BY REQUEST

SIZE	GAUGE	A (OD)	B	C	F (OD)	H	K	PART NO.
10" X 2-1/2"	12	10"	6"	13-29/32"	2-1/2"	8-15/16"	21"	YL-10061
10" X 3"	12	10"	7-1/2"	15-3/32"	3"	9-13/32"	21"	YL-10071
10" X 3-1/2"	12	10"	8-3/4"	16-7/32"	3-1/2"	9-13/16"	24"	YL-10081
10" X 4"	12	10"	10"	17-11/32"	4"	10-1/4"	24"	YL-10091
10" X 5"	12	10"	12-1/2"	20-1/16"	5"	11-1/2"	24"	YL-10141
10" X 6"	12	10"	15"	22-3/4"	6"	12-25/32"	28"	YL-10151
10" X 8"	12	10"	20"	28"	8"	15-5/32"	32"	YL-10161
10"	12	10"	32"	34-11/16"	10"	18-5/8"	36"	YL-10171
12" X 2-1/8"	12	12"	5"	14-1/32"	2-1/8"	9-5/8"	24"	YL-12051
12" X 2-1/2"	12	12"	6"	14-29/32"	2-1/2"	9-31/32"	24"	YL-12061
12" X 3"	12	12"	7-1/2"	16-3/32"	3"	10-13/32"	24"	YL-12071
12" X 3-1/2"	12	12"	8-3/4"	17-7/32"	3-1/2"	10-13/16"	27"	YL-12081
12" X 4"	12	12"	10"	18-11/32"	4"	11-1/4"	27"	YL-12091
12" X 5"	12	12"	12-1/2"	21-1/16"	5"	12-1/2"	27"	YL-12141
12" X 6"	12	12"	15"	23-3/4"	6"	13-25/32"	31"	YL-12151
12" X 8"	12	12"	20"	29"	8"	16-5/32"	35"	YL-12161
12" X 10"	12	12"	32"	35-11/16"	10"	19-5/8"	39"	YL-12171
12"	12	12"	36"*	40-3/4"	12"	21-27/32"	43"	YL-12181
14" X 8"	12	14"	20"	30"	8"	17-5/32"	38"	YL-14161
14" X 10"	12	14"	32"	36-11/32"	10"	20-5/8"	42"	YL-14171
14" X 12"	12	14"	36"*	41-3/4"	12"	22-27/32"	46"	YL-14181
14"	12	14"	36"*	45-15/16"	14"	24-13/32"	52"	YL-14191

- EXPANDED ENDS STANDARD THROUGH 6" SIZE
- * SEGMENTED

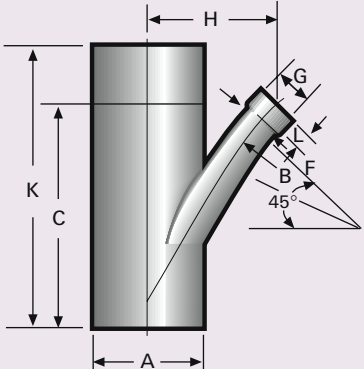
KEY

OD = Outside Diameter
F = Outside Diameter (OD) = G = Inside Diameter
L = Expansion Depth 1-3/8" through 4" OD, 1-5/8" for 5" and 6" OD
All reference dimensions are nominal.

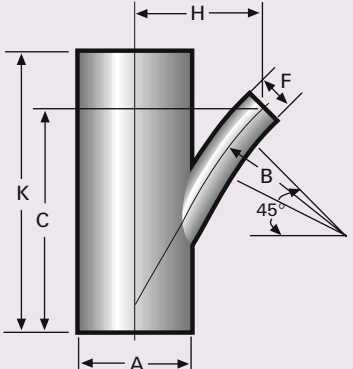
Fittings

When Ordering,
Please Specify
Type of Material:

- Carbon
- Stainless
- Aluminum
- Galvanized Steel



45° YL
(one end expanded)

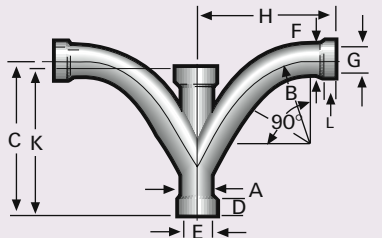


45° YL
(straight ends)

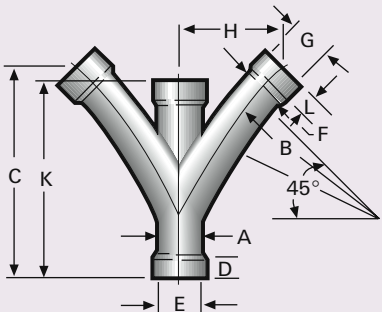
Fittings

When Ordering,
Please Specify
Type of Material:

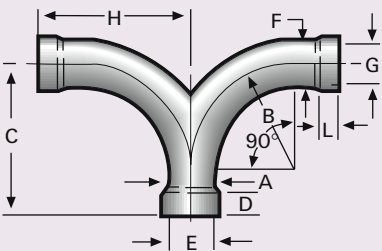
- Carbon
- Stainless
- Aluminum
- Galvanized Steel



Standard Double 90° TY



Standard Double 45° YL



Standard Double 90° Y

KEY

OD = Outside Diameter
D = Expansion Depth 1-3/8" through 4" OD, 1-5/8" for 5" and 6" OD
A = Outside Diameter (OD) = E Inside Diameter (ID)
F = Outside Diameter (OD) = G Inside Diameter (ID)
L = Expansion Depth 1-3/8" through 4" OD, 1-5/8" for 5" and 6" OD
All reference dimensions are nominal.

Standard Double Y's

- 2-1/8" through 6" OD
- Wall Thickness: 16, 14, (11 Gauge Available in Straight Ends Only)
- (16 Gauge: 2-1/8" to 4" OD) (14 Gauge: 5" to 6" OD)
- Materials: Carbon, Stainless, Aluminum, Galvanized Steel

Standard Double 90° TY's

- 11 GAUGE Y'S AVAILABLE (STRAIGHT ENDS ONLY)
- STRAIGHT AND EXPANDED COMBINATIONS AVAILABLE
- STRAIGHT ENDS AVAILABLE ON ALL SIZES BY REQUEST

SIZE	GAUGE	A (OD)	B	C	F (OD)	H	K	PART NO.
2-1/8"	16	2-1/8"	5"	9-5/32"	2-1/8"	8-13/16"	9-1/2"	DTY-215
2-1/2"	16	2-1/2"	6"	10-1/2"	2-1/2"	10-1/32"	10"	DTY-256
3"	16	3"	7-1/2"	12-3/8"	3"	11-25/32"	11-1/2"	DTY-307
3-1/2"	16	3-1/2"	8-3/4"	14-1/8"	3-1/2"	13-11/32"	13"	DTY-358
4"	16	4"	10"	15-7/8"	4"	14-29/32"	14"	DTY-409
5"	14	5"	12-1/2"	19-3/8"	5"	18-5/8"	18-1/2"	DTY-515
6"	14	6"	15"	22-7/8"	6"	22-11/32"	21"	DTY-615

- EXPANDED ENDS STANDARD

Standard Double 45° YL's

- 11 GAUGE Y'S AVAILABLE (STRAIGHT ENDS ONLY)
- STRAIGHT AND EXPANDED COMBINATIONS AVAILABLE
- STRAIGHT ENDS AVAILABLE ON ALL SIZES BY REQUEST

SIZE	GAUGE	A (OD)	B	C	F (OD)	H	K	PART NO.
2-1/8"	16	2-1/8"	5"	9-3/32"	2-1/8"	4-11/16"	9-1/2"	DYL-2151
2-1/2"	16	2-1/2"	6"	10-5/32"	2-1/2"	5-3/16"	10"	DYL-2561
3"	16	3"	7-1/2"	11-19/32"	3"	5-29/32"	11-1/2"	DYL-3071
3-1/2"	16	3-1/2"	8-3/4"	12-31/32"	3-1/2"	6-9/16"	13"	DYL-3581
4"	16	4"	10"	14-11/32"	4"	7-1/4"	14"	DYL-4091
5"	14	5"	12-1/2"	17-9/16"	5"	9"	18-1/2"	DYL-5151
6"	14	6"	15"	20-25/32"	6"	10-15/32"	21"	DYL-6151

- EXPANDED ENDS STANDARD

Standard Double 90° Y's

- 11 GAUGE Y'S AVAILABLE (STRAIGHT ENDS ONLY)
- STRAIGHT AND EXPANDED COMBINATIONS AVAILABLE
- STRAIGHT ENDS AVAILABLE ON ALL SIZES BY REQUEST

SIZE	GAUGE	A (OD)	B	C	F (OD)	H	K	PART NO.
2-1/8"	16	2-1/8"	5"	7"	2-1/8"	7"	-	DY-215
2-1/2"	16	2-1/2"	6"	8"	2-1/2"	8"	-	DY-256
3"	16	3"	7-1/2"	9-1/2"	3"	9-1/2"	-	DY-307
3-1/2"	16	3-1/2"	8-3/4"	10-3/4"	3-1/2"	10-3/4"	-	DY-358
4"	16	4"	10"	12"	4"	12"	-	DY-409
5"	14	5"	12-1/2"	15-1/8"	5"	15-1/8"	-	DY-515
6"	14	6"	15"	18-1/4"	6"	18-1/4"	-	DY-615

- EXPANDED ENDS STANDARD

See price guide for stocking status

Standard Reducing Couplings

- 2-1/8" through 14" OD
- Wall Thickness: 16, 14, 12, (11 Gauge Available in Straight Ends Only)
- Materials: Carbon, Stainless, Aluminum, Galvanized Steel

- 11 GAUGE AVAILABLE (STRAIGHT ENDS ONLY)
- STRAIGHT ENDS AVAILABLE ON ALL SIZES BY REQUEST

SIZE	GAUGE	A (OD)	C	D	E (ID)	F (OD)	G	K	PART NO.
2-1/8" x 2"	16	2-1/8"	4"	1-25/32"	2" ID	-	1-1/8"	2"	RC-212
2-1/2" x 2-1/8"	16	2-1/2"	4-1/2"	1-3/4"	2-1/8" ID	-	1-3/8	1-1/2"	RC-254
3" x 2-1/8"	16	3"	8-3/4"	2-1/4"	2-1/8" ID	-	1-3/8"	2"	RC-3041
3" x 2-1/2"	16	3"	5"	2"	2-1/2" ID	-	1-3/8"	1-1/2"	RC-304
3-1/2" X 2-1/8"	16	3-1/2"	11"	2-1/4"	2-1/8" ID	-	1-3/8"	2"	RC-3541
3-1/2" X 2-1/2"	16	3-1/2"	9-1/4"	2-7/8"	2-1/2" ID	-	1-3/8"	2-7/8"	RC-3542
3-1/2" X 3"	16	3-1/2"	5-1/2"	2-1/8"	3" ID	-	1-3/8"	2-1/8"	RC-354
4" X 2-1/8"	16	4"	13-1/2"	1-5/8"	2-1/8" ID	-	1-3/8"	2"	RC-4041
4" X 2-1/2"	16	4"	10-1/2"	2-1/4"	2-1/2" ID	-	1-3/8"	2"	RC-4042
4" X 3"	16	4"	9-1/4"	2-1/4"	3" ID	-	1-3/8"	2"	RC-4043
4" X 3-1/2"	16	4"	6"	2"	3-1/2" ID	-	1-3/8"	1-1/2"	RC-404
5" X 2-1/8"	14	5"	19-1/4"	2-1/4"	2-1/8" ID	-	1-3/8"	2-3/4"	RC-5041
5" X 2-1/2"	14	5"	17-1/2"	2-1/4"	2-1/2" ID	-	1-3/8"	2-3/4"	RC-5042
5" X 3"	14	5"	15"	2-1/4"	3" ID	-	1-3/8"	2-3/4"	RC-5043
5" X 3-1/2"	14	5"	12-1/2"	2-1/4"	3-1/2" ID	-	1-3/8"	2-3/4"	RC-5044
5" X 4"	14	5"	8"	2-1/4"	4" ID	-	1-3/8"	1-3/4"	RC-504
6" X 2-1/8"	14	6"	24-3/4"	2-1/4"	2-1/8" ID	-	1-3/8"	3-1/4"	RC-6041
6" X 2-1/2"	14	6"	23"	2-1/4"	2-1/2" ID	-	1-3/8"	3-1/4"	RC-6042
6" X 3"	14	6"	20-1/2"	2-1/4"	3" ID	-	1-3/8"	3-1/4"	RC-6043
6" X 3-1/2"	14	6"	18"	2-1/4"	3-1/2" ID	-	1-3/8"	3-1/4"	RC-6044
6" X 4"	14	6"	15-3/4"	2-1/4"	4" ID	-	1-3/8"	3-1/4"	RC-6045
6" X 5"	14	6"	10"	2-5/8"	5" ID	-	1-3/8"	1-3/4"	RC-604
8" X 4"	14	8"	26-1/4"	2"	4" ID	-	1-3/8"	4-1/4"	RC-8044
8" X 5"	14	8"	21-7/8"	2-5/8"	5" ID	-	1-5/8"	4-1/4"	RC-8045
8" X 6"	14	8"	17-1/2"	3-1/4"	6" ID	-	1-5/8"	3-5/8"	RC-804
10" X 6"	12	10"	28-1/2"	3-1/4"	6" ID	-	1-5/8"	5-1/4"	RC-10046
10" X 8"	12	10"	18-1/4"	2-1/2"	-	8" OD	N/A	5-1/4"	RC-1004
12" X 8"	12	12"	29-1/4"	2-1/2"	-	8" OD	N/A	6-1/4"	RC-12048
12" X 10"	12	12"	19-3/4"	3-1/4"	-	10" OD	N/A	6"	RC-1204
14" X 10"	12	14"	30"	3"	-	10" OD	N/A	7-1/4"	RC-1404
14" X 12"	12	14"	20"	4"	-	12" OD	N/A	7-1/4"	RC-1405

- EXPANDED ENDS STANDARD THROUGH 6" SIZE (ON SMALL END OF REDUCER)

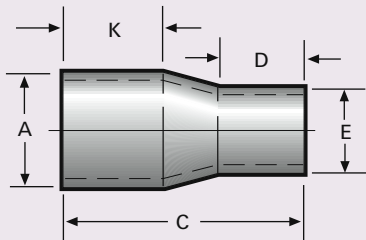
KEY

OD = Outside Diameter
ID = Inside Diameter
All reference dimensions are nominal.
G = Expansion Depth

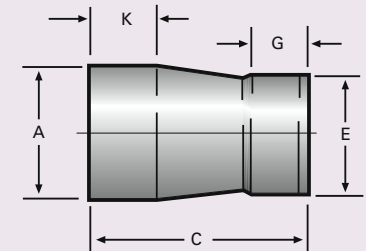
Fittings

When Ordering,
Please Specify
Type of Material:

- Carbon
- Stainless
- Aluminum
- Galvanized Steel



Standard Reducing Coupling
(straight end)



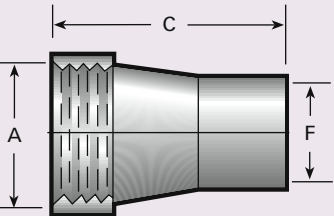
Standard Reducing Coupling
(expanded end)

Other sizes available.
Please call a Customer
Service Representative
for information.

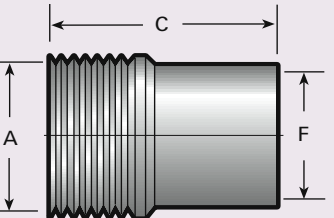
Fittings

When Ordering,
Please Specify
Type of Material:

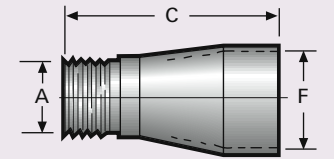
- Carbon
- Stainless
- Aluminum
- Galvanized Steel



Female Adapter



Male Adapter



Male Adapter

KEY

FNPT = Female National Pipe Thread
OD = Outside Diameter
MNPT = Male National Pipe Thread
ID = Inside Diameter
All reference dimensions are nominal.

Standard Adapters

Female and Male Adapters

- 2" to 12"
- Wall Thickness: 16, 14, 12, 11 Gauge
- Materials: Carbon, Stainless, Aluminum, Galvanized Steel

Female Adapters

• 11 GAUGE AVAILABLE

SIZE	GAUGE	A-FNPT	C	F (OD)	PART NO.
2" to 2"	16	2"	6"	2"	FA-201
2" to 2-1/8"	16	2"	6"	2-1/8"	FA-211
2-1/2" to 2-1/2"	16	2-1/2"	6"	2-1/2"	FA-251
3" to 3"	16	3"	6"	3"	FA-301
3-1/2" to 3-1/2"	16	3-1/2"	6"	3-1/2"	FA-351
4" to 4"	16	4"	6-1/2"	4"	FA-401
5" to 5"	14	5"	6-3/4"	5"	FA-501
6" to 6"	14	6"	7"	6"	FA-601
8" to 8"	14	8"	9"	8"	FA-801
10" to 10"	12	10"	11"	10"	FA-1001
12" to 12"	12	12"	13"	12"	FA-1201

Male Adapters

• 11 GAUGE AVAILABLE

SIZE	GAUGE	A-MNPT	C	F (OD)	PART NO.
2" to 2"	16	2"	6"	2"	MA-202
2" to 2-1/8"	16	2"	6"	2-1/8"	MA-212
2-1/2" to 2-1/2"	16	2-1/2"	6"	2-1/2"	MA-252
3" to 3"	16	3"	6"	3"	MA-302
3-1/2" to 3-1/2"	16	3-1/2"	6"	3-1/2"	MA-352
4" to 4"	16	4"	6"	4"	MA-402
5" to 5"	14	5"	6-1/2"	5"	MA-502
6" to 6"	14	6"	7"	6"	MA-602
8" to 8"	14	8"	8"	8"	MA-802
10" to 10"	12	10"	8-1/2"	10"	MA-1002
12" to 12"	12	12"	9"	12"	MA-1202

Male Adapters

- 2-1/8"
- Materials: Carbon, Stainless, Aluminum, Galvanized Steel

SIZE	A-MNPT	C	D	F (ID)	F (OD)	PART NO.
2-1/8" x 1-1/4"	1-1/4"	5-3/4"	-	-	2-1/8"	MA-16
2-1/8" x 1-1/2"	1-1/2"	5-3/4"	-	-	2-1/8"	MA-17
2-1/8" x 1-1/4"	1-1/4"	5-3/4"	1-1/4"*	2-1/8"	-	MA-18
2-1/8" x 1-1/2"	1-1/2"	5-3/4"	1-1/4"*	2-1/8"	-	MA-19

* EXPANSION DEPTH

Can't Find What You Need? Call Us!
Catalog Part Variations Available Upon Request.

See price guide for stocking status

Standard Adapters - cont.

Female and Male Adapter Expanded

- 2" to 6"
- Wall Thickness: 16, 14, 12 Gauge
- Materials: Carbon, Stainless, Aluminum, Galvanized Steel

Female Adapter Expanded

SIZE	GAUGE	A-FNPT	C	D	E (ID)	PART NO.
2" to 2"	16	2"	4"	1-1/8"	2"	FA-203
2" to 2-1/8"	16	2"	6"	1-3/8"	2-1/8"	FA-213
2-1/2" to 2-1/2"	16	2-1/2"	5"	1-3/8"	2-1/2"	FA-253
3" to 3"	16	3"	5-1/4"	1-3/8"	3"	FA-303
3-1/2" to 3-1/2"	16	3-1/2"	5-1/2"	1-3/8"	3-1/2"	FA-353
4" to 4"	16	4"	6-1/2"	1-3/8"	4"	FA-403
5" to 5"	14	5"	6-3/4"	1-5/8"	5"	FA-503
6" to 6"	14	6"	7"	1-5/8"	6"	FA-603

Male Adapter Expanded

SIZE	GAUGE	A-MNPT	C	D	E (ID)	PART NO.
2" to 2"	16	2"	4"	1-1/8"	2"	MA-204
2" to 2-1/8"	16	2"	4"	1-3/8"	2-1/8"	MA-214
2-1/2" to 2-1/2"	16	2-1/2"	4"	1-3/8"	2-1/2"	MA-254
3" to 3"	16	3"	4-3/4"	1-3/8"	3"	MA-304
3-1/2" to 3-1/2"	16	3-1/2"	4-3/4"	1-3/8"	3-1/2"	MA-354
4" to 4"	16	4"	4-3/4"	1-3/8"	4"	MA-404
5" to 5"	14	5"	5"	1-5/8"	5"	MA-504
6" to 6"	14	6"	5-1/4"	1-5/8"	6"	MA-604

90° Adapter Elbow

- 2-1/8" to 2"
- Available only in Cast Gray Iron, Zinc, Nickel Plated or Cast Aluminum

SIZE	C	D	E (ID)	H	L-FNPT	PART NO.
2-1/8" to 2"	2-9/16"	1-3/8"	2-1/8"	1-5/8"	2"	AE-211*

* AVAILABLE ONLY IN CAST GRAY IRON, ZINC, NICKEL PLATED OR CAST ALUMINUM

Adapter Tees

- 2-1/8" to 4"

• 11 GAUGE ADAPTERS AVAILABLE						
SIZE	C	D	E (ID)	H	L-FNPT	PART NO.
2-1/8" to 2"	4-13/16"	1-3/8"	2-1/8"	1-9/16"	2"	AT-212*
2-1/2" to 2"	6-1/2"	1-3/8"	2-1/2"	2-1/8"	2"	AT-250
3" to 2"	6-1/2"	1-3/8"	3"	2-3/4"	2"	AT-302
3-1/2" to 2"	6-7/8"	1-3/8"	3-1/2"	3-7/16"	2"	AT-352
4" to 2"	6-7/8"	1-3/8"	4"	3-7/16"	2"	AT-402

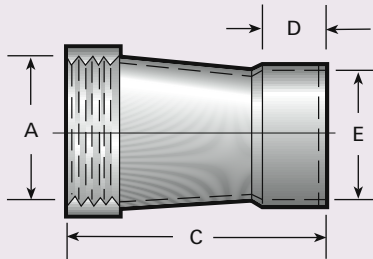
* AVAILABLE ONLY IN CAST GRAY IRON, ZINC, NICKEL PLATED OR CAST ALUMINUM & NOT 11 GAUGE

H-P Products, Inc. • 800.860.TUBE (8823)
Fax: 330.875.7155 • www.metflo.com

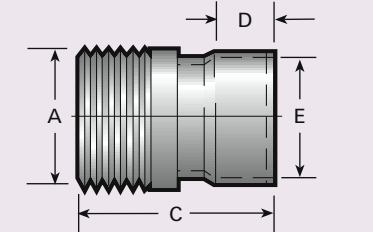
Fittings

When Ordering,
Please Specify
Type of Material:

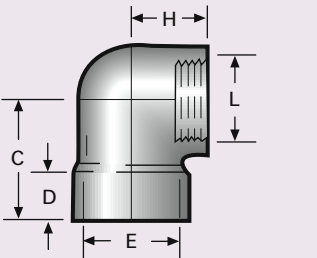
- Carbon
- Stainless
- Aluminum
- Galvanized Steel



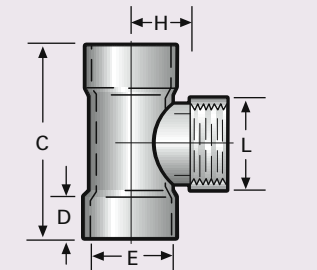
Female Adapter Expanded



Male Adapter Expanded



90° Adapter Elbow



Adapter Tee

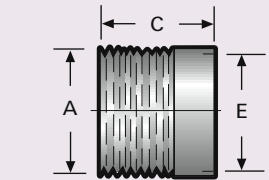
FNPT = Female National Pipe Thread
ID = Inside Diameter
MNPT = Male National Pipe Thread
All reference dimensions are nominal.



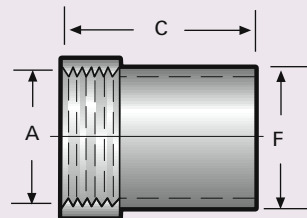
Fittings

When Ordering,
Please Specify
Type of Material:

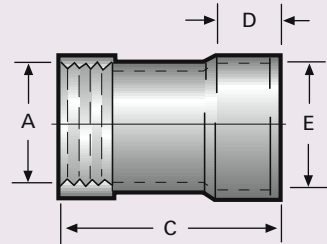
- Carbon
- Stainless
- Aluminum
- Galvanized Steel



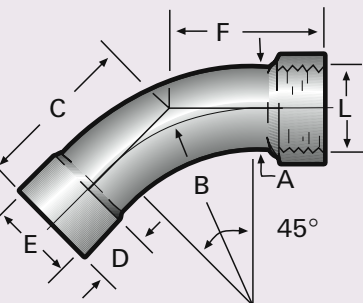
Male Adapter Nipple



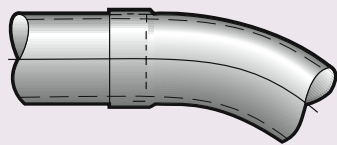
Female Reducing Adapter



Female Reducing Adapter Expanded



45° Female Adapter Elbow



Expanded Fitting

Standard Adapters - cont.

Male Adapter Nipple

- 2-1/8"
- Materials: Carbon, Stainless, Aluminum, Galvanized Steel

SIZE	A-MNPT	C	E (ID)	PART NO.
2-1/8"	2"	2"	2-1/8"	MA-20

Female Reducing Adapter

- 2" to 2-1/2"
- Wall Thickness: 16 Gauge
- Materials: Carbon, Stainless, Aluminum, Galvanized Steel

SIZE	GAUGE	A-FNPT	C	F (OD)	PART NO.
2" to 2-1/2"	16	2"	4-1/4"	2-1/2"	FA-205

Female Reducing Adapter Expanded

- 2" to 2-1/2"
- Wall Thickness: 16 Gauge

SIZE	GAUGE	A-FNPT	C	D	E (ID)	PART NO.
2" to 2-1/2"	16	2"	4-1/4"	1-3/8"	2-1/2"	FA-206

45° Female Adapter Elbow

- 2-1/8" to 2-1/2" OD
- Wall Thickness: 16, (11 Gauge Available in Straight Ends Only)
- Materials: Carbon, Stainless, Aluminum, Galvanized Steel

SIZE	A (OD)	GAUGE	B	C	D	E (ID)	L-FNPT	PART NO.
2-1/8" to 2"	2-1/8"	16	5"	4-1/16"	1-3/8"	2-1/8"	2"	AE-2111
2-1/2" to 2"	2-1/2"	16	6"	4-1/2"	1-3/8"	2-1/2"	2"	AE-2511
2-1/2" to 2-1/2"	2-1/2"	16	6"	4-1/2"	1-3/8"	2-1/2"	2-1/2"	AE-2512

Expanded Fittings

This type of connection enables a straight section of tubing to slip inside the expanded end of the fitting. The two pieces can then be "locked" together by any one of several techniques - brazing, welding, industrial adhesive or shrink sleeve. Not available in 11 gauge material. Joining methods are for use in low pressure (under 15 PSIG) systems. Slotted joining method also available.

KEY
MNPT = Male National Pipe Thread
ID = Inside Diameter
FNPT = Female National Pipe Thread
OD = Outside Diameter
All reference dimensions are nominal.

Can't Find What You Need? Call Us!
Catalog Part Variations Available Upon Request.

See price guide for stocking status

Methods of Joining

When Ordering,
Please Specify
Type of Material:

- Carbon
- Stainless
- Aluminum
- Galvanized Steel

Slip Couplings

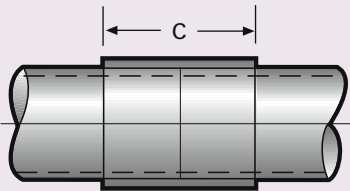
Can be used for joining any two straight ends of tubing or fittings. The slip coupling is a solid sleeve that fits the OD of the joint which can then be glued, brazed, welded, or covered by a shrink sleeve.

- 2-1/8" through 14" OD
- Wall Thickness: 16, 14, 12 Gauge
- Materials: Carbon, Stainless, Aluminum, Galvanized Steel

• SLOTTED JOINING METHOD ALSO AVAILABLE

SIZE	C	ID	GAUGE	PART NO.
2-1/8"	3"	2-1/8"	16	SC-213
2-1/2"	3-1/2"	2-1/2"	16	SC-253
3"	4"	3"	16	SC-303
3-1/2"	4-1/2"	3-1/2"	16	SC-353
4"	5"	4"	16	SC-403
5"	6"	5"	14	SC-503
6"	7"	6"	14	SC-603*
8"	8"	8"	14	SC-803
10"	10"	10"	12	SC-1003
12"	12"	12"	12	SC-1203
14"	14"	14"	12	SC-1403

• JOINING METHODS ARE FOR USE IN LOW PRESSURE (UNDER 15 PSIG) SYSTEMS
* 6" GALVANIZED SLIP COUPLING IS 16 GAUGE. ALL OTHER MATERIALS ARE 14 GAUGE



Slip Coupling

Shrink Sleeves

A heat shrinkable polyolefin band that literally shrinks and encircles the connection giving it mechanical strength and a positive seal. It can be used in conjunction with a slip coupling or when using expanded fittings. Gluing, brazing and welding operations are eliminated.

• SLOTTED JOINING METHOD ALSO AVAILABLE

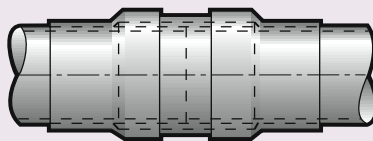
FOR TUBE OD SIZE	SLEEVE LENGTH	PART NO.
2" -2-1/8"	4"	SS-212
2-1/2" - 3"	4"	SS-300
3-1/2"	4"	SS-400
5"	4"	SS-500
6"	4"	SS-600
8"	9"	SS-800
10"	9"	SS-1000
12"	9"	SS-1200

• JOINING METHODS ARE FOR USE IN LOW PRESSURE (UNDER 15 PSIG) SYSTEMS

Wrapped Sleeve

This kit contains a sheet of black material 18" wide and a sealing strip. The wrapped sleeve comes in a polyolefin shell with a semi-crystalline adhesive.

WIDTH	TUBE LENGTH	PART NO.
18"	14"	WS-1400



Shrink Sleeve

KEY
OD = Outside Diameter
ID = Inside Diameter
PSIG = Pounds per Square Inch Gravity
All reference dimensions are nominal.



H-P Products, Inc. • 800.860.TUBE (8823)
Fax: 330.875.7155 • www.metflo.com

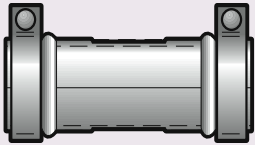
When Ordering,
Please Specify
Type of Material:

- Zinc-Coated
(Galvanized)

INSTALOK™
Specifications

- 1-1/2" OD to 6" OD
- 20% Lower cost than traditional couplings
- 30% Quicker installation
- Couplings have a unique clamping design that offers unparalleled strength and grip
- Made with Grade 5 stress relieved bolts to ensure durability
- Standard O-ring is black nitrile
- Viton O-rings are also available
- Galvanized Steel Construction

We also offer replacement
O-rings, nuts, bolts and
clamps



- Couplings are made of galvanized steel
- Standard O-ring is black nitrile
- Viton O-rings are also available
- Also offering replacement O-rings, nuts, bolts and clamps

OD	NPS	O-RING	LENGTH (in.)	PART NO.
1-1/2"	-	Black	4	CP15042B-16Z
1-1/2"	-	White	4	CP15042W-16Z
1-1/2"	-	Black	6	CP15062B-16Z
1-1/2"	-	White	6	CP15062W-16Z
1-3/4"	-	Black	4	CP17542B-16Z
1-3/4"	-	White	4	CP17542W-16Z
1-3/4"	-	Black	6	CP17562B-16Z
1-3/4"	-	White	6	CP17562W-16Z
2"	-	Black	4	CP20042B-16Z
2"	-	White	4	CP20042W-16Z
2"	-	Black	6	CP20062B-16Z
2"	-	White	6	CP20062W-16Z
2-1/8"	-	Black	4	CP21242B-16Z
2-1/8"	-	White	4	CP21242W-16Z
2-1/8"	-	Black	6	CP21262B-16Z
2-1/8"	-	White	6	CP21262W-16Z
2-1/4"	-	Black	4	CP22542B-16Z
2-1/4"	-	White	4	CP22542W-16Z
2-1/4"	-	Black	6	CP22562B-16Z
2-1/4"	-	White	6	CP22562W-16Z
2-3/8"	2"	Black	4	CP237542B-16Z
2-3/8"	2"	White	4	CP237542W-16Z
2-3/8"	2"	Black	6	CP237562B-16Z
2-3/8"	2"	White	6	CP237562W-16Z
2-3/8"	2"	Black	8	CP237582B-16Z
2-3/8"	2"	White	8	CP237582W-16Z
2-1/2"	-	Black	4	CP25042B-16Z
2-1/2"	-	White	4	CP25042W-16Z
2-1/2"	-	Black	6	CP25062B-16Z
2-1/2"	-	White	6	CP25062W-16Z
2-1/2"	-	Black	8	CP25082B-16Z
2-1/2"	-	White	8	CP25082W-16Z
2-7/8"	2-1/2"	Black	4	CP287542B-16Z
2-7/8"	2-1/2"	White	4	CP287542W-16Z
2-7/8"	2-1/2"	Black	6	CP287562B-16Z
2-7/8"	2-1/2"	White	6	CP287562W-16Z
2-7/8"	2-1/2"	Black	8	CP287582B-16Z
2-7/8"	2-1/2"	White	8	CP287582W-16Z

Can't Find What You Need? Call Us!
Catalog Part Variations Available Upon Request.

See price guide for stocking status

When Ordering,
Please Specify
Type of Material:

- Zinc-Coated
(Galvanized)

INSTALOK™
Dust Cap
Specifications

- 1-1/2" OD to 4" OD
- Utilizes the same unique clamping design as the INSTALOK Coupling
- Great for sealing exposed/unused material handling lines
- Non-permanent and completely reusable

We also offer replacement
O-rings, nuts, and bolts

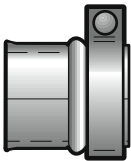


- Couplings are made of galvanized steel
- Standard O-ring is black nitrile
- Viton O-rings are also available
- Also offering replacement O-rings, nuts, bolts and clamps

OD	NPS	O-RING	LENGTH (in.)	PART NO.
3"	-	Black	4	CP30042B-16Z
3"	-	White	4	CP30042W-16Z
3"	-	Black	6	CP30062B-16Z
3"	-	White	6	CP30062W-16Z
3"	-	Black	8	CP30082B-16Z
3"	-	White	8	CP30082W-16Z
3-1/2"	3"	Black	4	CP35042B-16Z
3-1/2"	3"	White	4	CP35042W-16Z
3-1/2"	3"	Black	6	CP35062B-16Z
3-1/2"	3"	White	6	CP35062W-16Z
3-1/2"	3"	Black	8	CP35082B-16Z
3-1/2"	3"	White	8	CP35082W-16Z
4"	3-1/2"	Black	4	CP40042B-16Z
4"	3-1/2"	White	4	CP40042W-16Z
4"	3-1/2"	Black	6	CP40062B-16Z
4"	3-1/2"	White	6	CP40062W-16Z
4"	3-1/2"	Black	8	CP40082B-16Z
4"	3-1/2"	White	8	CP40082W-16Z
4-1/2"	4"	Black	6	CP45062B-16Z
4-1/2"	4"	White	6	CP45062W-16Z
4-1/2"	4"	Black	8	CP45082B-16Z
4-1/2"	4"	White	8	CP45082W-16Z
5"	-	Silicone	8	CP50082S-16Z
6"	-	Silicone	8	CP60082S-16Z

INSTALOK™ Dust Caps

OD	NPS	O-RING	LENGTH	PRODUCT ID
1-1/2"		Black	3"	DC-150-B
1-3/4"		Black	3"	DC-175-B
2"		Black	3"	DC-200-B
2-1/8"		Black	3"	DC-212-B
2-1/4"		Black	3"	DC-225-B
2-1/2"		Black	3"	DC-250-B
3"		Black	3"	DC-300-B
4"	3-1/2"	Black	3"	DC-400-B



KEY


OD = Outside Diameter
NPS = Nominal Pipe Size
All reference dimensions are nominal.



H-P Products, Inc. • 800.860.TUBE (8823)
Fax: 330.875.7155 • www.metflo.com

When Ordering,
Please Specify
Type of Material:

- Carbon
- Stainless
- Aluminum
- Galvanized Steel



METFLO® Compression Coupling

METFLO® Compression Couplings

“Our own signature coupling”

- Straight end tubing or fittings butt together within the ID of the coupling, and the joint is mechanically locked simply by tightening the bolts.
- 2-1/8” to 14” OD
- Standard Material is Galvanized Steel
- Standard Coupling includes Black Neoprene Gasket & Stainless Steel Grounding Strip.

- WE ARE ALSO CAPABLE OF STAINLESS COMPRESSION COUPLINGS
- OTHER GASKETS AVAILABLE: WHITE NITRILE, RED RUBBER, SILICONE, EPDM AND VITON
- STAINLESS STEEL GASKET PROTECTORS ARE ALSO AVAILABLE
- WE CAN FURNISH YOU WITH REPLACEMENT NUTS, BOLTS, GASKETS AND STATIC STRIPS


OD	NO. BOLT	GASKET	PROTECTOR	COUPLING LENGTH	PART NO.
2-1/8"	2	BLACK	-	4	21252B10
2-1/8"	2	BLACK	YES	4	21252B11
2-1/8"	3	BLACK	-	6	21253B10
2-1/8"	3	BLACK	YES	6	21253B11
2-1/2"	2	BLACK	-	4	25002B10
2-1/2"	2	BLACK	YES	4	25002B11
2-1/2"	3	BLACK	-	6	25003B10
2-1/2"	3	BLACK	YES	6	25003B11
2-1/2"	4	BLACK	-	8	25004B10
2-1/2"	4	BLACK	YES	8	25004B11
3"	2	BLACK	-	4	30002B10
3"	2	BLACK	YES	4	30002B11
3"	3	BLACK	-	6	30003B10
3"	3	BLACK	YES	6	30003B11
3"	4	BLACK	-	8	30004B10
3"	4	BLACK	YES	8	30004B11
3-1/2"	2	BLACK	-	4	35002B10
3-1/2"	2	BLACK	YES	4	35002B11
3-1/2"	3	BLACK	-	6	35003B10
3-1/2"	3	BLACK	YES	6	35003B11
3-1/2"	4	BLACK	-	8	35004B10
3-1/2"	4	BLACK	YES	8	35004B11
4"	2	BLACK	-	4	40002B10
4"	2	BLACK	YES	4	40002B11
4"	3	BLACK	-	4	40003B10
4"	3	BLACK	YES	4	40003B11
4"	4	BLACK	-	8	40004B10
4"	4	BLACK	YES	8	40004B11
5"	2	BLACK	-	4	50002B10
5"	2	BLACK	YES	4	50002B11
5"	3	BLACK	-	6	50003B10
5"	3	BLACK	YES	6	50003B11
5"	4	BLACK	-	8	50004B10

- FOR COUPLINGS 1-1/4" THROUGH 2-7/8" OD THE BOLT SIZE IS 1/2" X 2"
- FOR COUPLINGS 3" THROUGH 7-1/2" OD THE BOLT SIZE IS 5/8" X 2-1/4"
- FOR COUPLINGS 8" THROUGH 14" OD THE BOLT SIZE IS 3/4" X 3"
- JOINING METHODS ARE FOR USE IN LOW PRESSURE (UNDER 15 PSIG) SYSTEMS

ID = Inside Diameter
OD = Outside Diameter
PSIG = Pounds per Square
Inch Gravity
All reference dimensions
are nominal.

When Ordering,
Please Specify
Type of Material:

- Carbon
- Stainless
- Aluminum
- Galvanized Steel



METFLO® Compression Coupling

METFLO® Compression Couplings - cont.

“Our own signature coupling”

- WE ARE ALSO CAPABLE OF STAINLESS COMPRESSION COUPLINGS
- OTHER GASKETS AVAILABLE: WHITE NITRILE, RED RUBBER, SILICONE, EPDM AND VITON
- STAINLESS STEEL GASKET PROTECTORS ARE ALSO AVAILABLE
- WE CAN FURNISH YOU WITH REPLACEMENT NUTS, BOLTS, GASKETS AND STATIC STRIPS

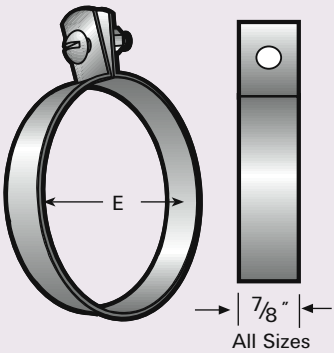
OD	NO. BOLT	GASKET	PROTECTOR	COUPLING LENGTH	PART NO.
5"	4	BLACK	YES	8	50004B11
6"	2	BLACK	-	4	60002B10
6"	2	BLACK	YES	4	60002B11
6"	3	BLACK	-	6	60003B10
6"	3	BLACK	YES	6	60003B11
6"	4	BLACK	-	8	60004B10
6"	4	BLACK	YES	8	60004B11
6"	5	BLACK	-	10	60005B10
6"	5	BLACK	YES	10	60005B11
8"	2	BLACK	-	6	80002B10
8"	2	BLACK	YES	6	80002B11
8"	3	BLACK	-	8	80003B10
8"	3	BLACK	YES	8	80003B11
8"	4	BLACK	-	10	80004B10
8"	4	BLACK	YES	10	80004B11
8"	5	BLACK	-	12	80005B10
8"	5	BLACK	YES	12	80005B11
10"	3	BLACK	-	8	100003B10
10"	3	BLACK	YES	8	100003B11
10"	4	BLACK	-	10	100004B10
10"	4	BLACK	YES	10	100004B11
10"	5	BLACK	-	12	100005B10
10"	5	BLACK	YES	12	100005B11
12"	3	BLACK	-	8	120003B10
12"	3	BLACK	YES	8	120003B11
12"	4	BLACK	-	10	120004B10
12"	4	BLACK	YES	10	120004B11
12"	5	BLACK	-	12	120005B10
12"	5	BLACK	YES	12	120005B11
14"	4	BLACK	-	10	140004B10
14"	4	BLACK	YES	10	140004B11
14"	5	BLACK	-	12	140005B10
14"	5	BLACK	YES	12	140005B11

- FOR COUPLINGS 1-1/4" THROUGH 2-7/8" OD THE BOLT SIZE IS 1/2" X 2"
- FOR COUPLINGS 3" THROUGH 7-1/2" OD THE BOLT SIZE IS 5/8" X 2-1/4"
- FOR COUPLINGS 8" THROUGH 14" OD THE BOLT SIZE IS 3/4" X 3"
- JOINING METHODS ARE FOR USE IN LOW PRESSURE (UNDER 15 PSIG) SYSTEMS

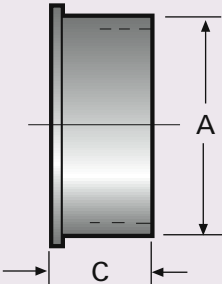
OD = Outside Diameter
PSIG = Pounds per Square Inch Gravity.
All reference dimensions are nominal.

When Ordering,
Please Specify
Type of Material:

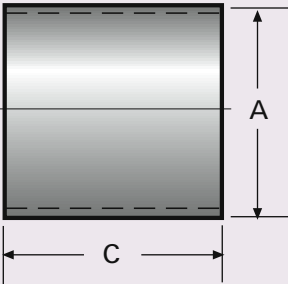
- Carbon
- Stainless
- Aluminum
- Galvanized Steel



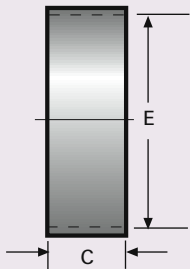
Tube Hanger



Tube Plug



Tube Nipple



Slip Welding Ring

Slip Welding Rings

- 8" to 14" OD
- Materials: Carbon, Stainless, Aluminum, Galvanized Steel

SIZE	C	E (ID)	GAUGE	PART NO.
8"	3"	8"	14	WR-8035
10"	3"	10"	12	WR-10035
12"	3"	12"	12	WR-12035
14"	3"	14"	12	WR-14035

Tube Hangers

- 2-1/8" to 14" ID
- Wall Thickness: 16 gauge
- Available only in Galvanized Steel

SIZE	E (ID)	GAUGE	PART NO.
2-1/8"	2-1/8"	16	TH-212
2-1/2"	2-1/2"	16	TH-250
3"	3"	16	TH-300
3-1/2"	3-1/2"	16	TH-350
4"	4"	16	TH-400
5"	5"	16	TH-500
6"	6"	16	TH-600
8"	8"	16	TH-800
10"	10"	16	TH-1000
12"	12"	16	TH-1200
14"	14"	16	TH-1400

Tube Plugs

- 2-1/8" to 14" OD/ID
- Wall Thickness: 16, 14, 12 Gauge

• AVAILABLE IN 11 GAUGE

SIZE	A (OD)/(ID)	GAUGE	C	PART NO.
2-1/8"	2-1/8" OD	16	1-3/8"	TP-210
2-1/2"	2-1/2" OD	16	1-3/8"	TP-260
3"	3" OD	16	1-3/8"	TP-310
3-1/2"	3-1/2" OD	16	1-3/8"	TP-360
4"	4" OD	16	1-3/8"	TP-410
5"	5" OD	14	1-5/8"	TP-510
6"	6" OD	14	1-5/8"	TP-610
8"	8" ID	14	1-3/4"	TP-810
10"	10" ID	12	2"	TP-1010
12"	12" ID	12	2"	TP-1210
14"	14" ID	12	2"	TP-1410

Tube Nipples

- 2-1/8" to 14" OD
- Wall Thickness: 16, 14, 12 Gauge

• AVAILABLE IN 11 GAUGE

SIZE	A (OD)	GAUGE	C	PART NO.
2-1/8"	2-1/8"	16	2-1/2"	TN-211
2-1/2"	2-1/2"	16	2-1/2"	TN-261
3"	3"	16	2-1/2"	TN-311
3-1/2"	3-1/2"	16	2-1/2"	TN-361
4"	4"	16	2-1/2"	TN-411
5"	5"	14	3"	TN-511
6"	6"	14	3"	TN-611
8"	8"	14	4"	TN-811
10"	10"	12	5"	TN-1011
12"	12"	12	6"	TN-1211
14"	14"	12	7"	TN-1411

KEY
ID = Inside Diameter
OD = Outside Diameter
All reference dimensions are nominal.

See price guide for stocking status

Inlet Valves

Heavy duty inlet valves provide for a quick connection of the male hose coupling to the vacuum cleaning system. These parts are designed for insertion into a 2" FNPT threaded fitting adapting to a 2-1/8" tube size. Valves have self-closing covers and are available in galvanized and stainless steel, as well as nickel plated models. Escutcheon plates allow for a more attractive wall installation.

The same body is used for all three valves...only the bore varies. IV-150 and IV-200 use a slight taper for hose adapter retention. IV-200-CLIP and IV-180 utilize a clip on the valve lid for retention instead. Hose adapters are constructed of heavy-duty galvanized steel.

Inlet Valves

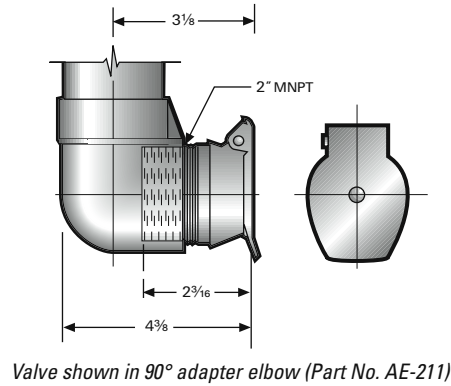
BORE	MNPT	PART NO.
1.5"	2.0"	IV-150
1.8"	2.0"	IV-180
2.0"	2.0"	IV-200
2.0"	2.0"	IV-200-CLIP

Escutcheon Plates

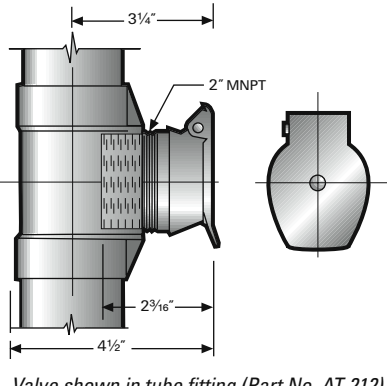
TYPE	PART NO.
Zinc	10253
Stainless	23939
Nickel	25079

Inlet Valve Accessories for Installation & Operation

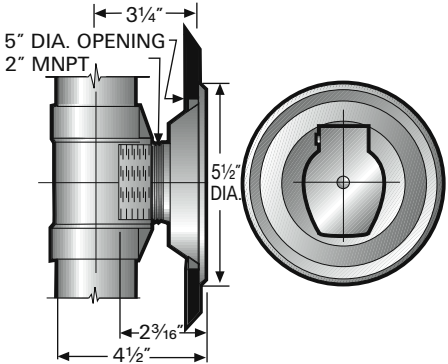
HOSE ADAPTER PART NO.	FOR HOSE SIZE	INLET VALVE PART NO.	WRENCH PART NO.
HA-150	1-1/2" ID	IV-150 accepts 1-1/2" OD Hose Adapter	VW-150
HA-180	1-1/2" ID	IV-180 accepts 1.8" OD Hose Adapter	VW-180
HA-200	2" ID	IV-200 accepts 2" OD Hose Adapter	VW-180
HA-200-RING	2" ID	IV-200-CLIP accepts 2" OD Hose Adapter	VW-180



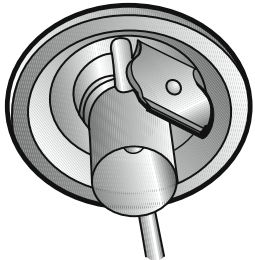
Valve shown in 90° adapter elbow (Part No. AE-211)



Valve shown in tube fitting (Part No. AT-212)



Valve with escutcheon and tee fitting.
Can also be used with 90° adapter elbow

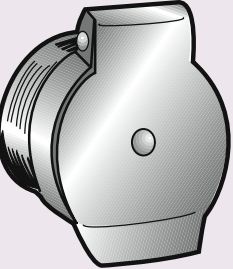


Inlet Valve with escutcheon
being tightened into place with installation wrench

KEY
FNPT = Female National Pipe Thread
MNPT = Male National Pipe Thread


When Ordering,
Please Specify
Type of Material:

- Carbon
- Stainless
- Aluminum
- Galvanized Steel



Inlet Valve

(For use with open tubing or when a flush mounting is not required)



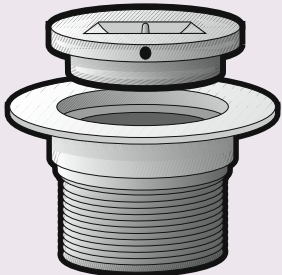
Inlet Valve with escutcheon
(For a flush mounted installation)

Floor Valves

Our floor valve is a convenient alternative when wall valves aren’t possible. It’s built to resist wear and tear, even in heavy traffic areas.

The valve cap is easily removed , but remains flush with the body when not in use. Available in bronze and nickel-plated. Please call customer service for pricing.

These parts are designed to mate with a 2" FNPT threaded fitting, adapting to 2-1/8" tubing size.



Floor Valve

Floor Valves

BORE	MNPT	FINISH	PRODUCT ID
1.5"	2"	Bronze	FVF-150-B
1.5"	2"	Nickel	FVF-150-N
1.8"	2"	Bronze	FVF-180-B
1.8"	2"	Nickel	FVF-180-N
2.0"	2"	Bronze	FVF-200-B
2.0"	2"	Nickel	FVF-200-N

Each valve supplied with a Lid Removal Tool (part number 40657).

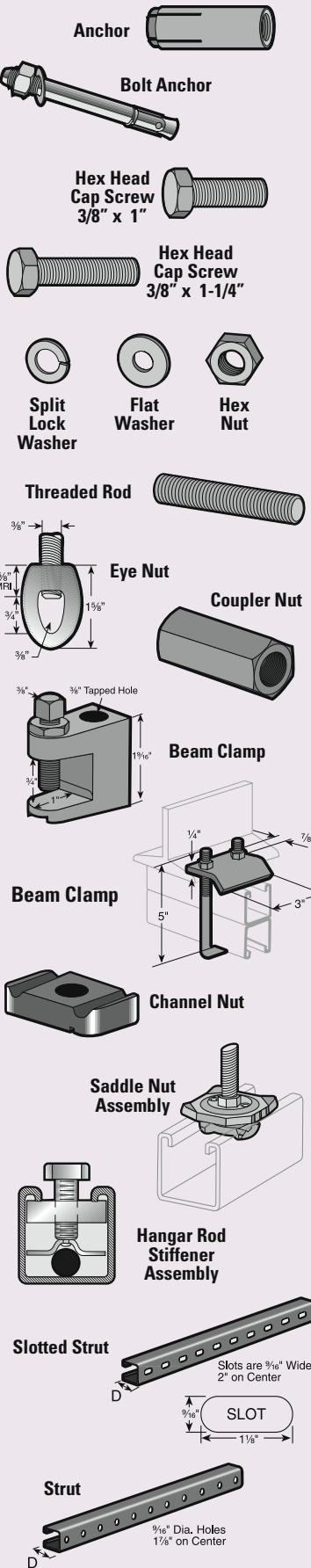
Floor Valve Accessories for Installation & Operation

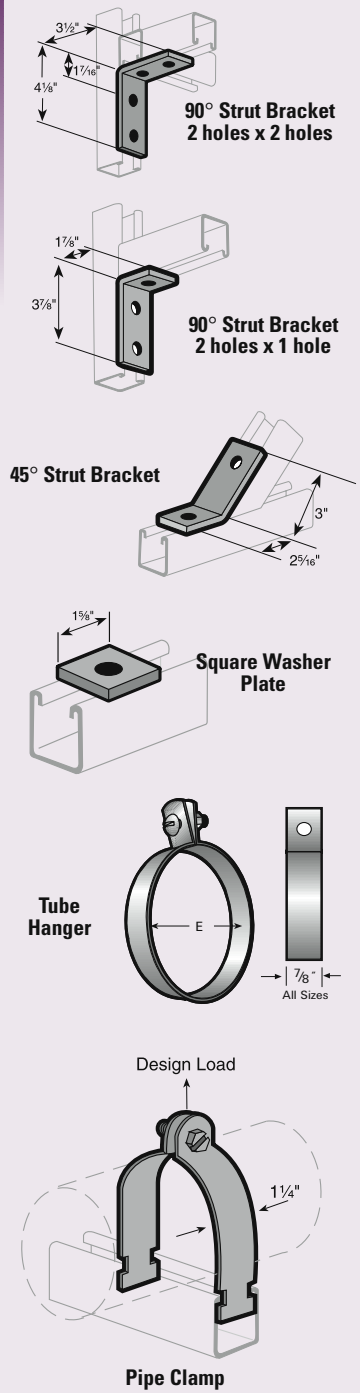
DESCRIPTION	PRODUCT ID
Hose Adapters for 1.5" ID hose	HA-150
Hose Adapters for 1.5" ID hose	HA-180
Hose Adapters for 2" ID hose	HA-200
Valve Lid Removal Tool	40657

Installation Components

H-P Products, Inc. gives you everything you need to get your system up and running, all in one complete installation package. If you’re searching for a particular installation component, we’ll be glad to help you find whatever you’re looking for. Our “one-stop-shopping” will help you lower your inventory costs and spend less time looking for parts. And, when it’s time for installation, you’ll have all the components you need on-the-spot.

DESCRIPTION	SIZE	MATERIAL	PKGD.	PART NO.
Anchor, Hilti®	3/8" x 1-9/16" (Length)	Zinc	50 pc.	ANC-0380
Bolt Anchor, Includes Washer and Hex Nut	3/8" x 3-3/4" (Overall Length) 1-1/8" Thread Length	Zinc	100 pc.	ANC-0381
Features: Comprehensive performance testing in concrete, lightweight concrete, and grout-filled block base materials. Can be installed in a bottomless hole. Anchor size is same as hole size for easy installation. Hilti® Kwik Bolt II Stud Anchor System.				
Hex Head Cap Screw	3/8" x 1" (Length)	Zinc	50 pc.	HCS-0380
Hex Head Cap Screw "More Length When You Need It"	3/8" x 1-1/4" (Length)	Zinc	50 pc.	HCS-0381
Hex Nut	3/8"	Zinc	50 pc.	HXN-0380
Flat Washer	3/8"	Zinc	50 pc.	FW-0380
Split Lock Washer	3/8"	Zinc	50 pc.	LKW-0380
Threaded Rod	3/8" x 6' (Length)	Zinc	each	ATR-100
Eye Nut, Maximum Allowable Load is 610 lbs. "Works Great With MetFlo™ Tube Hangers"	3/8" Tapped Hole	Malleable Iron - Plain.	each	EN-0380
Coupler Nut	3/8" x 1-3/4" (Length)	Zinc	each	CN-0380
Beam Clamp with Zinc Set Screw and Lock Nut. Maximum Allowable Load, in top or bottom position, is 550 lbs.	3/8" Tapped Hole	Malleable Iron - Galv.	each	BC-037T
Beam Clamp with Set Screw and Lock Nut. Maximum Allowable Load, in top position, is 500 lbs.; in bottom position, 250 lbs. "The Cost-Effective Solution When You Don't Need Our Heavy-Duty Beam Clamp (BC-037T)"	3/8" Tapped Hole	Malleable Iron - Plain	each	BC-100
Beam Clamp with U-Bolt and 3/8" Hex Nuts included, for use with Beams up to 3/4" Flanges. Design Load is 1000 lbs. Use in pairs only		Zinc	2 pc.	BC-2786
Channel Nut, without spring	3/8"	Zinc	each	CHN-0380
Saddlenut Assembly "Replaces Square Washer Plate and a Channel Nut Combination"		Zinc	25	SN-0380
Hanger Rod Stiffener Assembly "Adds Rigidity to all Threaded Rod / Strut Channel Combinations where Earthquake Activity is a Concern"		Zinc	each	SA-100
Slotted Strut, 14 Gauge	13/16"(D) x 1-5/8", 10' Length	Zinc	each	UN-100
Slotted Strut, 14 Gauge "An Economical Alternative When You Don't Require Our Heavy-Duty Strut (UN-202)"	1-5/8"(D) x 1-5/8", 10' Length	Zinc	each	UN-201
Slotted Strut, 12 Gauge	1-5/8"(D) x 1-5/8", 10' Length	Zinc	each	UN-202
Strut, 12 Gauge	9/16" Hole Strut 1-5/8"(D) x 1-5/8", 10' Length	Zinc	each	UN-200





KEY

MRI = Minimum Rod Insertion
Zinc = Galvanized Carbon Steel
OD = Outside Diameter
All reference dimensions are nominal.

Installation Components - cont.

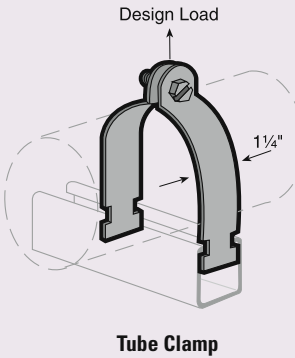
DESCRIPTION	SIZE	MATERIAL	PKGD.	PART NO.
90° Strut Bracket	2 x 2, 9/16" Holes	Zinc	each	BRKT-0900
90° Strut Bracket	2 x 1, 9/16" Holes	Zinc	each	BRKT-0901
45° Strut Bracket	9/16" Holes	Zinc	each	BRKT-0450
Square Washer Plate	7/16" Hole for 3/8" Bolt Size	Zinc	100 pc.	SQW-0380
Tube Hanger, includes Bolt and Nut	For 1-1/2" OD Tube	Zinc	each	TH-150
Tube Hanger, includes Bolt and Nut	For 2" OD Tube	Zinc	each	TH-200
Tube Hanger, includes Bolt and Nut	For 2-1/8" and 2-1/4" OD Tube	Zinc	each	TH-212
Tube Hanger, includes Bolt and Nut	For 2-1/2" OD Tube	Zinc	each	TH-250
Tube Hanger, includes Bolt and Nut	For 3" OD Tube	Zinc	each	TH-300
Tube Hanger, includes Bolt and Nut	For 3-1/2" OD Tube	Zinc	each	TH-350
Tube Hanger, includes Bolt and Nut	For 4" OD Tube	Zinc	each	TH-400
Tube Hanger, includes Bolt and Nut	For 4-1/2" OD Tube	Zinc	each	TH-450
Tube Hanger, includes Bolt and Nut	For 5" OD Tube	Zinc	each	TH-500
Tube Hanger, includes Bolt and Nut	For 6" OD Tube	Zinc	each	TH-600
Tube Hanger, includes Bolt and Nut	For 8" OD Tube	Zinc	each	TH-800
Tube Hanger, includes Bolt and Nut	For 10" OD Tube	Zinc	each	TH-1000
Tube Hanger, includes Bolt and Nut	For 12" OD Tube	Zinc	each	TH-1200
Tube Hanger, includes Bolt and Nut	For 14" OD Tube	Zinc	each	TH-1400
Pipe Clamp, includes Slotted Hex Head Screw and Nut, Design Load 800 lbs.	For 1-1/2" Pipe Size	Zinc	4 pc.	PCL-150
Pipe Clamp, includes Slotted Hex Head Screw and Nut, Design Load 800 lbs.	For 2" Pipe Size	Zinc	4 pc.	PCL-200
Pipe Clamp, includes Slotted Hex Head Screw and Nut, Design Load 800 lbs.	For 2-1/2" Pipe Size	Zinc	4 pc.	PCL-250
Pipe Clamp, includes Slotted Hex Head Screw and Nut, Design Load 800 lbs.	For 3" Pipe Size	Zinc	4 pc.	TCL-350*
Pipe Clamp, includes Slotted Hex Head Screw and Nut, Design Load 1000 lbs.	For 3-1/2" Pipe Size	Zinc	4 pc.	TCL-400*
Pipe Clamp, includes Slotted Hex Head Screw and Nut, Design Load 1000 lbs.	For 4" Pipe Size	Zinc	4 pc.	TCL-450*
Pipe Clamp, includes Slotted Hex Head Screw and Nut, Design Load 1000 lbs.	For 5" Pipe Size	Zinc	4 pc.	PCL-500
Pipe Clamp, includes Slotted Hex Head Screw and Nut, Design Load 1000 lbs.	For 6" Pipe Size	Zinc	4 pc.	PCL-600
Pipe Clamp, includes Slotted Hex Head Screw and Nut, Design Load 1000 lbs.	For 8" Pipe Size	Zinc	4 pc.	PCL-800**

* Tube Clamp also fits this pipe size.
** 2 piece package

Installation Components - cont.

DESCRIPTION	SIZE	MATERIAL	PKGD.	PART NO.
Tube Clamp, includes Slotted Hex Head Screw and Nut, Design Load 600 lbs.	For 1-1/2" OD Tube	Zinc	4 pc.	TCL-150
Tube Clamp, includes Slotted Hex Head Screw and Nut, Design Load 800 lbs.	For 2" OD Tube	Zinc	4 pc.	TCL-200
Tube Clamp, includes Slotted Hex Head Screw and Nut, Design Load 800 lbs.	For 2-1/8" OD Tube	Zinc	4 pc.	TCL-212
Tube Clamp, includes Slotted Hex Head Screw and Nut, Design Load 800 lbs.	For 2-1/2" OD Tube	Zinc	4 pc.	TCL-250
Tube Clamp, includes Slotted Hex Head Screw and Nut, Design Load 800 lbs.	For 3" OD Tube	Zinc	4 pc.	TCL-300
Tube Clamp, includes Slotted Hex Head Screw and Nut, Design Load 800 lbs.	For 3-1/2" OD Tube	Zinc	4 pc.	TCL-350
Tube Clamp, includes Slotted Hex Head Screw and Nut, Design Load 1000 lbs.	For 4" OD Tube	Zinc	4 pc.	TCL-400
Tube Clamp, includes Slotted Hex Head Screw and Nut, Design Load 1000 lbs.	For 4-1/2" OD Tube	Zinc	4 pc.	TCL-450
Tube Clamp, includes Slotted Hex Head Screw and Nut, Design Load 1000 lbs.	For 5" OD Tube	Zinc	4 pc.	TCL-500
Tube Clamp, includes Slotted Hex Head Screw and Nut, Design Load 1000 lbs.	For 6" OD Tube	Zinc	4 pc.	TCL-600
Tube Clamp, includes Slotted Hex Head Screw and Nut, Design Load 1000 lbs.	For 8" OD Tube	Zinc	4 pc.	TCL-800**
** 2 piece package				
Firestop Sealant	4-gallon Bucket	-	each	FSB-100
A non-sag silicone which remains flexible after curing for simple metal pipe penetrations and fire-rated joints where the ability to absorb movement and/or vibration is required. Features: Just 1/4" layer provides up to a 3-hour fire rating when backed with 4" of mineral wool. Superior adhesion characteristics. Resistant to smoke and water. Excellent elongation/compression properties. Distributed by Hilti®.				
Firestop Sealant	10.5-oz. Tube	-	each	FST-100
Cleaner	Quart	-	each	2868

Metal Sealant Quart Can - each 2084-QT
An aluminum-colored, medium viscosity, synthetic rubber sealant with excellent adhesion to many metal, glass, wood and other surfaces.
Features: Adheres to metal, wood and glass. Seals metal to glass in windows and doors. Resists weather, water, oil and gasoline. Solids wt. approx. 46%, Flash Point (closed cup) 0° F, heavy liquid consistency, aluminum color (dry), brush or flow application. Drying time is 24 hours (1/8" dia. bead), service temp. range of -30° to 200° F. 3M Scotch-Seal™ 2084 Metal Sealant repackaged by H-P Products, Inc.



KEY

OD = Outside Diameter
Zinc = Galvanized Carbon Steel
All reference dimensions are nominal.



512 West Gorgas St. / P.O. Box 3912
Louisville, Ohio 44641-3912
1.800.860.TUBE (8823) 330.875.7155 fax
www.metflo.com

© 2003 H-P Products, Inc.
S-120-0055